



FY 2018 Annual Performance Report / FY 2020 Annual Performance Plan

A photograph of the U.S. Department of Justice building, a grand neoclassical structure with tall columns and a pediment. An American flag flies on a tall pole in the foreground. The sky is overcast.

U.S. Department of Justice



Table of contents

Section I:		Section II:	
Overview		Performance Information by Strategic Goal/Objective	
Mission	1	Strategic Goal 1	22
Strategic Goals and Objectives	2	Strategic Objective 1.1	23
Organizational Structure	4	Strategic Objective 1.2	26
Financial Structure	5	Strategic Objective 1.3	28
FY 2018 Resource Information	6	Strategic Goal 2	30
Analysis of Financial Statements	10	Strategic Objective 2.1	31
Data Reliability and Validity	10	Strategic Objective 2.2	33
Summary of FY 2018 Performance Information	11	Strategic Goal 3	36
FY 2018 - 2019 Priority Goals	16	Strategic Objective 3.1	37
Analysis of Systems, Controls, and Legal Compliance	19	Strategic Objective 3.2	42
Forward Looking Information	20	Strategic Goal 4	48
		Strategic Objective 4.1	49
		Strategic Objective 4.2	51
		Strategic Objective 4.3	52
		Strategic Objective 4.4	53
Section III: Appendix			
Acronyms	57		
Department Component Websites	60		

This Report’s Purpose and Reporting Process

This document combines the Department of Justice Annual Performance Report (APR) for FY 2018 and Annual Performance Plan (APP) for FY 2020. Combining our report on past accomplishments with our plans for the upcoming years provides the reader a useful, complete, and integrated picture of our performance. It represents a continuing step forward in the efforts of the Department to implement the tenets of performance-based management at the heart of the Government Performance and Results Modernization Act of 2010 (GPRA Modernization Act). Moreover, the APR/APP provides performance information, enabling the President, Congress, and the American public to assess the annual performance of the Department of Justice. The APR/APP is prepared under the direction of the Department’s Chief Financial Officer (CFO) and the Performance Improvement Officer (PIO).

The Department continues to enforce vigorously the broad spectrum of laws of the United States; its highest priority is the fight against terrorism. The Department’s FY 2018-2022 Strategic Plan is available on the Department’s website at <https://www.justice.gov/jmd/page/file/1071066/download>. The Strategic Plan includes 4 strategic goals and 11 strategic objectives that are mentioned throughout this report.

This report is available on the DOJ website.

Organization of the Report

Section I – Overview

This section includes summary information about the mission and organization of the Department, resource information, and an analysis of performance information for the Department’s key performance measures.

Section II – Performance Information by Strategic Goal/Objective

This section reports on 37 key performance measures by detailing program objectives and FY 2018 target and actual performance, and noting whether targeted performance levels were or were not achieved.

It also provides FY 2019 and FY 2020 performance targets.

Section III – Appendix

This section contains a list of acronyms used in this report and a list of Department websites.



Section I - Overview



Established July 1, 1870 (28 U.S.C. § 501 and 503), the Department of Justice (DOJ or the Department) is headed by the Attorney General of the United States. The Department was created to control federal law enforcement, and all criminal prosecutions and civil suits in which the United States has an interest. The structure of the Department has changed over the years, with the addition of a Deputy Attorney General, Associate Attorney General, Assistant Attorneys General, and the formation of Divisions and components; however, unchanged is the commitment and response to securing equal justice for all, enhancing respect for the rule of law, and making America a safer and more secure Nation.



Our Mission

The mission of the Department of Justice, as reflected in the Strategic Plan for fiscal years (FY) 2018-2022 is as follows:

To enforce the law and defend the interests of the United States according to the law; to ensure public safety against threats foreign and domestic; to provide federal leadership in preventing and controlling crime; to seek just punishment for those guilty of unlawful behavior; and to ensure fair and impartial administration of justice for all Americans.

In carrying out the Department's mission, we are guided by the following core values:

Equal Justice Under Law. Upholding the laws of the United States is the solemn responsibility entrusted to DOJ by the American people. The Department enforces these laws fairly and uniformly to ensure that all Americans receive equal protection and justice.

Honesty and Integrity. DOJ adheres to the highest standards of ethical behavior, cognizant that, as custodians of public safety, its motives and actions must be above reproach.

Commitment to Excellence. The Department seeks to provide the highest levels of service to the American people. DOJ is an effective and responsible steward of taxpayers' dollars.

Respect for the Dignity and Worth of Each Human Being. Those who work for the Department treat each other and those they serve with fairness, dignity, and compassion. They value differences in people and ideas. They are committed to the well-being of employees and to providing opportunities for individual growth and development.

Strategic Goals and Objectives

The Department's strategic and annual planning processes stem from our mission and core values. The Department embraces the concepts of performance-based management. At the heart of these concepts is the understanding that improved performance is realized through greater focus on mission, agreement on goals and objectives, and timely reporting of results. In the Department, strategic planning is the first step in an iterative planning and implementation cycle. This cycle, which is the center of the Department's efforts to implement performance-based management, involves setting long-term goals and objectives, translating these goals and objectives into budgets and program plans, implementing programs, monitoring performance, and evaluating results. In this cycle, the Department's FY 2018 - 2022 Strategic Plan provides the overarching framework for component and function-specific plans as well as annual performance plans, budgets, and reports. The Strategic Plan is available electronically on the Department's website at: <https://www.justice.gov/jmd/page/file/1071066/download>.

Performance Management

The Department of Justice (DOJ) is reenergizing its performance management processes to strengthen a results-oriented culture. The GPRA Modernization Act aligned agency strategic planning cycles to Presidential election cycles and Administration transitions. As a result, the DOJ FY 2018-2022 Strategic Plan established a new set of strategic priorities that began in FY 2018. Therefore, FY 2019 will be the first year that DOJ conducts a Strategic Objective Review (SOR) of the current FY2018-2022 DOJ Strategic Plan. This year's SOR will focus on "planning and foresight" activities, as well as developing action items to improve program outcomes and better position DOJ to achieve the Department's long-term goals and objectives. This incorporates a strong emphasis on Enterprise Risk Management (ERM) including identifying both opportunities and areas of concern. The FY 2019 Annual Performance Report/FY 2021 Annual Performance Plan will include findings from the SOR assessment.




1

Enhance National Security and Counter the Threat of Terrorism

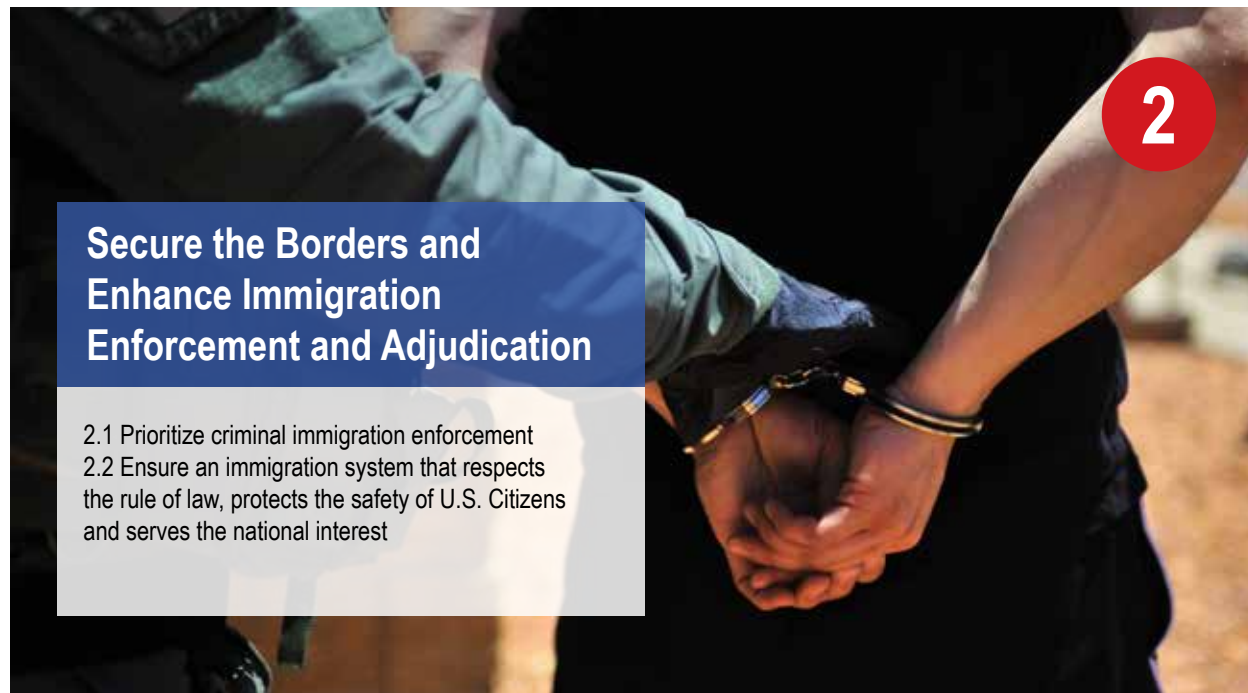
- 1.1 Disrupt and defeat terrorist operations
- 1.2 Combat cyber-based threats and attacks
- 1.3 Combat unauthorized disclosures, insider threats, and hostile intelligence activities



3

Reduce Violent Crime and Promote Public Safety

- 3.1 Combat violent crime, promote safe communities, and uphold the rights of victims of crime
- 3.2 Disrupt and dismantle drug trafficking organizations to curb opioid and other illicit drug use in our nation



2

Secure the Borders and Enhance Immigration Enforcement and Adjudication

- 2.1 Prioritize criminal immigration enforcement
- 2.2 Ensure an immigration system that respects the rule of law, protects the safety of U.S. Citizens and serves the national interest



4

Promote Rule of Law, Integrity, and Good Government

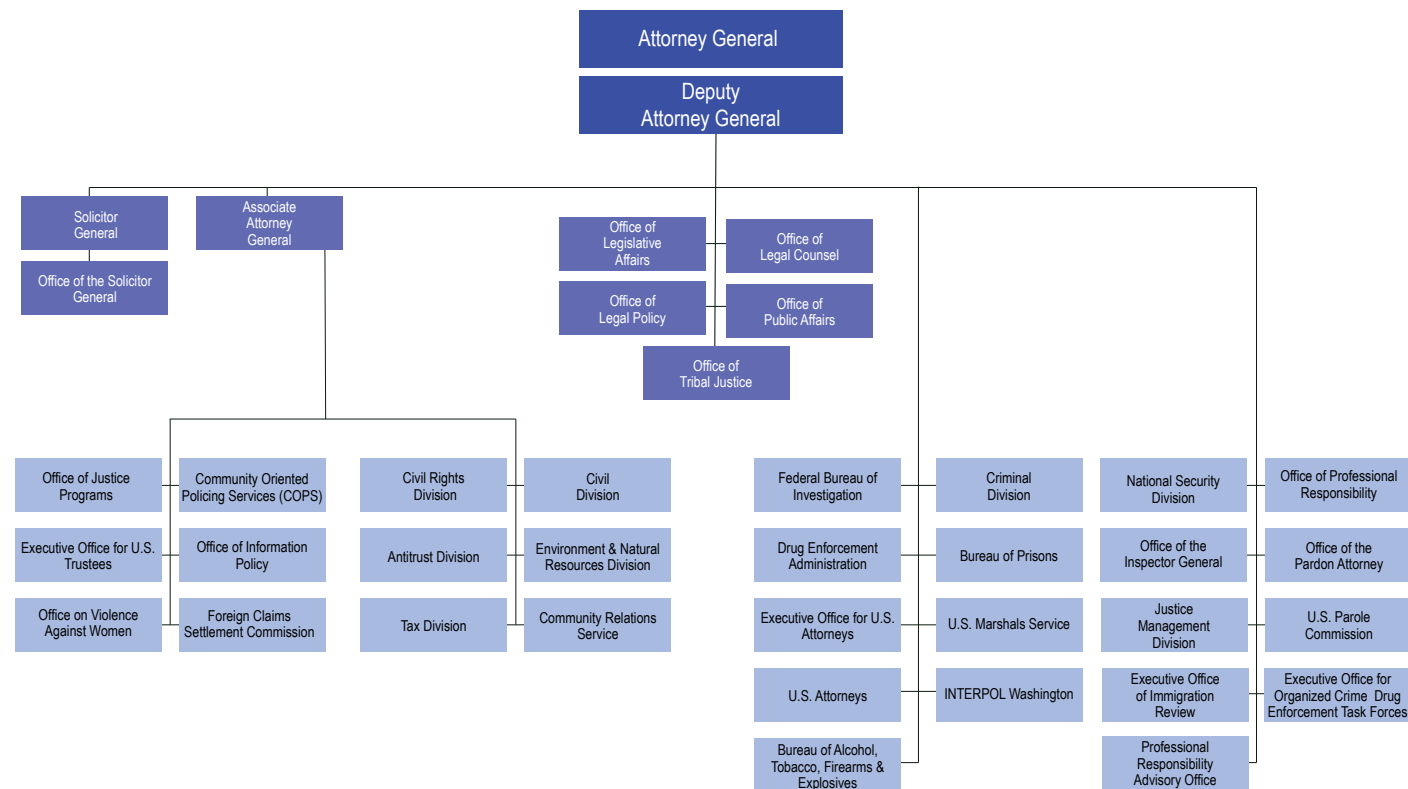
- 4.1 Uphold the rule of law and integrity in the proper administration of justice
- 4.2 Defend first amendment rights to exercise religion and free speech
- 4.3 Pursue regulatory reform initiatives
- 4.4 Achieve management excellence

Organizational Structure



Led by the Attorney General, the Department is comprised of approximately 40 separate component organizations. There are over 113,000 employees who ensure that the individual component missions, and the overarching Department goals, are carried out. These include the U.S. Attorneys (USAs) who prosecute offenders and represent the United States government in court; the major investigative agencies – the Federal Bureau of Investigation (FBI), the Drug Enforcement Administration (DEA), and the Bureau of Alcohol, Tobacco, Firearms and Explosives (ATF), which deter and investigate crimes and arrest criminal suspects; the U.S. Marshals Service (USMS), which protects the federal judiciary, apprehends fugitives, and detains persons in federal custody; the Federal Bureau of Prisons (BOP), which confines convicted offenders; and the National Security Division (NSD), which brings together national security, counterterrorism, counterintelligence, and foreign intelligence surveillance operations under a single authority.

The Department's litigating divisions represent the rights and interests of the American people and enforce federal criminal and civil laws. The litigating divisions are comprised of the Antitrust (ATR), Civil (CIV), Civil Rights (CRT), Criminal (CRM), Environment and Natural Resources (ENRD), and Tax (TAX) Divisions. The Office of Justice Programs (OJP), the Office on Violence Against Women (OVW), and the Office of Community Oriented Policing Services (COPS) provide leadership and assistance to state, local, and tribal governments. Other major Departmental components include the Executive Office for U.S. Trustees (UST), the Justice Management Division (JMD), the Executive Office for Immigration Review (EOIR), the Community Relations Service (CRS), the Office of the Inspector General (OIG), and several offices that advise the Attorney General on policy, law, legislation, tribal justice matters, external affairs, and oversight. Headquartered in Washington, D.C., the Department conducts its work in offices located throughout the country and overseas.



Financial Structure



The Department's financial reporting structure is comprised of nine principal components.

Components:

1. Assets Forfeiture Fund and Seized Asset Deposit Fund (AFF/SADF)
2. Bureau of Alcohol, Tobacco, Firearms and Explosives (ATF)
3. Federal Bureau of Prisons (BOP)
4. Drug Enforcement Administration (DEA)
5. Federal Bureau of Investigation (FBI)
6. Federal Prison Industries, Inc. (FPI)
7. Office of Justice Programs (OJP)
8. Offices, Boards and Divisions (OBDs)*
9. U.S. Marshals Service (USMS)

*OBDs Offices

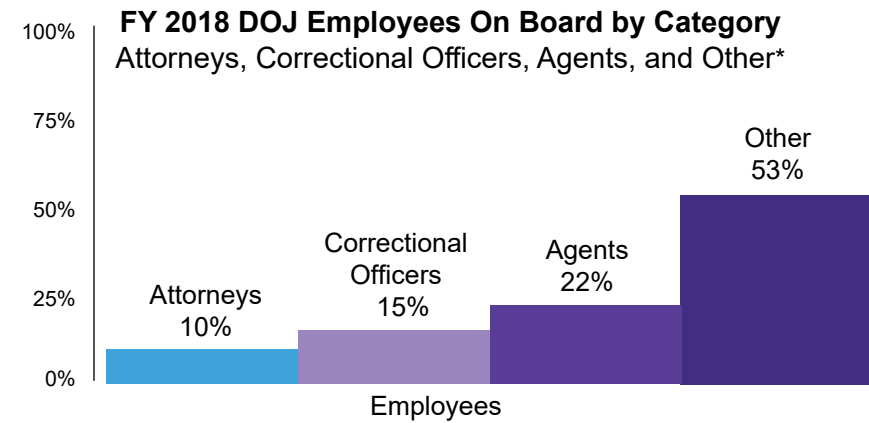
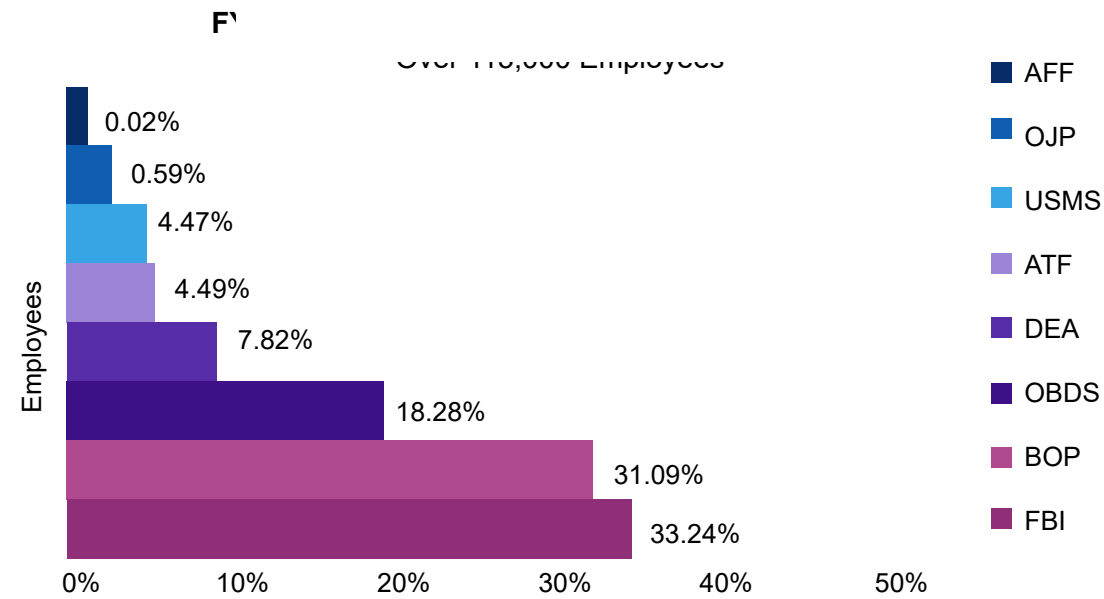
- Office of the Attorney General
- Office of the Deputy Attorney General
- Office of the Associate Attorney General
- Community Relations Service
- Executive Office for Immigration Review
- Executive Office for U.S. Attorneys
- Executive Office for U.S. Trustees
- Executive Office for Organized Crime
- Drug Enforcement Task Force
- INTERPOL Washington
- Office of Community Oriented Policing Services
- Office of Information Policy
- Office of Legal Counsel
- Office of Legal Policy
- Office of Legislative Affairs
- Office of Professional Responsibility
- Office of Public Affairs
- Office of the Inspector General
- Office of the Pardon Attorney
- Office of the Solicitor General
- Office of Tribal Justice
- Office on Violence Against Women
- Professional Responsibility Advisory Office
- U.S. Attorneys

Boards

- Foreign Claims Settlement Commission
- U.S. Parole Commission

Divisions

- Antitrust Division
- Civil Division
- Civil Rights Division
- Criminal Division
- Environment and Natural Resources Division
- Justice Management Division
- National Security Division
- Tax Division



**Other* includes pay class categories such as paralegals, intelligence analysts, financial managers, procurement officers, evidence technicians, and security specialists



Table 1. Sources of DOJ Resources
(Dollars in Millions)

Source	FY 2018	FY 2017	% Change
Earned Revenue:	\$3,312	\$2,835	16.8%
Budgetary Financing Sources:			
Appropriations Received	30,435	35,464	(14.2%)
Appropriations Transferred-In/Out	986	1,251	(21.2%)
Nonexchange Revenues	993	7,157	(86.1%)
Donations and Forfeitures of Cash and Cash Equivalents	1,082	1,378	(21.5%)
Transfers-In/Out Without Reimbursement	(226)	(496)	(54.5%)
Other Adjustments	(674)	(818)	(17.6%)
Other Financing Sources:			
Donations and Forfeitures of Property	204	370	(45.0%)
Transfers-In/Out Without Reimbursement	9	21	(57.4%)
Imputed Financing	874	726	20.4%
Other Financing Sources	(9)	(8)	11.3%
Total DOJ Resources	\$36,985	\$47,879	(22.8%)

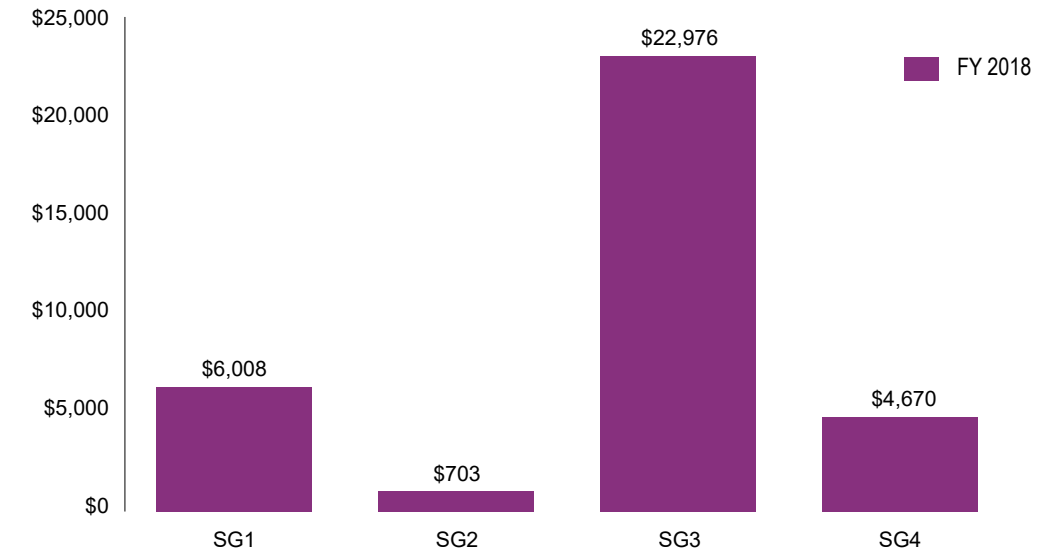


Table 2. How DOJ Resources Are Spent
(Dollars in Millions)

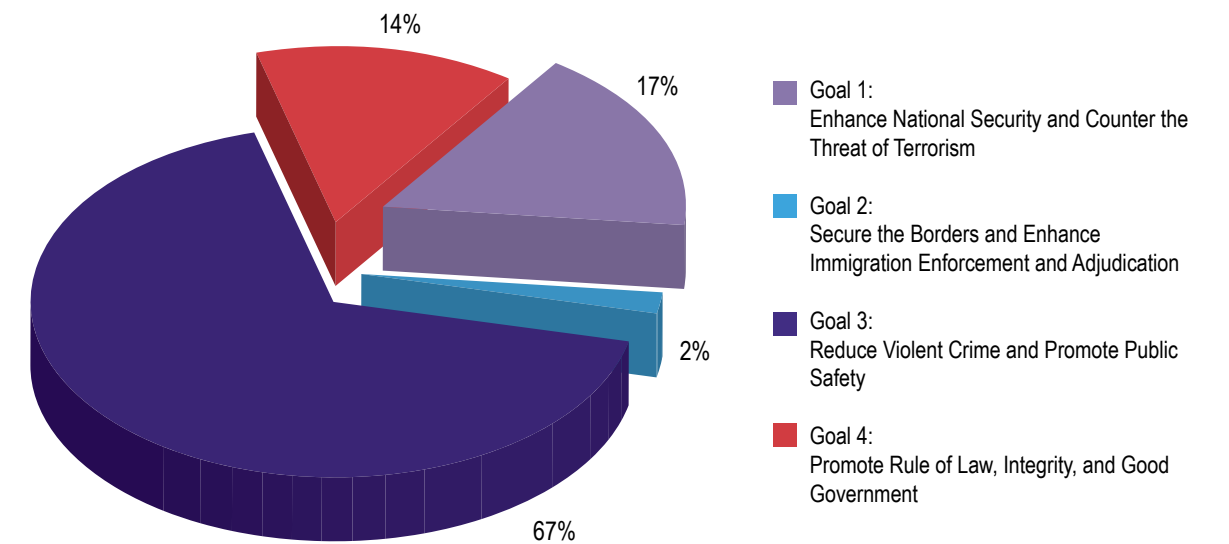
Strategic Goal		FY 2018	FY 2017	% Change
1 Enhance National Security and Counter the Threat of Terrorism				
	Gross Cost	\$6,294	\$6,336	
	Less: Earned Revenue	286	289	
	Net Cost	6,008	6,047	(0.6%)
2 Secure the Borders and Enhance Immigration Enforcement and Adjudication				
	Gross Cost	715	672	
	Less: Earned Revenue	12	26	
	Net Cost	703	646	8.9%
3 Reduce Violent Crime and Promote Public Safety				
	Gross Cost	25,017	23,304	
	Less: Earned Revenue	2,041	1,705	
	Net Cost	22,976	21,599	6.4%
4 Promote Rule of Law, Integrity, and Good Government				
	Gross Cost	5,643	5,733	
	Less: Earned Revenue	974	814	
	Net Cost	4,670	4,919	(5.1%)
	Total Gross Cost	37,669	36,046	
	Less: Total Earned Revenue	3,312	2,835	
	Total Net Cost of Operations	34,357	33,211	3.4%



Net Costs by Strategic Goal (SG) - FY 2018
(Dollars in Millions)



FY 2018 Percentage of Net Costs by Strategic Goal
(Dollars in Millions)



Analysis of Financial Statements



The Department's financial statements received an unmodified audit opinion for the fiscal years ended September 30, 2018 and 2017. These statements were prepared from the accounting records of the Department in accordance with the accounting principles generally accepted in the United States and Office of Management and Budget (OMB) Circular A-136, *Financial Reporting Requirements*. These principles are the standards promulgated by the Federal Accounting Standards Advisory Board (FASAB).

The following information highlights the Department's financial position and results of operations in FY 2018. The complete set of financial statements, related notes, and the opinion of the Department's auditors are provided in in the Department's FY 2018 Agency Financial Report on the Department website.

Assets: The Department's Consolidated Balance Sheet as of September 30, 2018, shows \$57.5 billion in total assets, a decrease of \$3.2 billion over the previous year's total assets of \$60.7 billion. The decrease is primarily due to payments made to Madoff victims and the Victim Compensation Fund (VCF) claimants. Fund Balance with U.S. Treasury (FBWT) was \$39.4 billion, which represented 68.5% percent of total assets.

Liabilities: Total Department liabilities were \$18.9 billion as of September 30, 2018, a decrease of \$2.5 billion from the previous year's total liabilities of \$21.4 billion. The decrease is primarily related to prior year accounts payable disbursed to Madoff victims and VCF claimants in FY 2018.

Data Reliability and Validity

The Department views data reliability and validity as critically important in the planning and assessment of its performance. As such, the Department makes every effort to ensure completeness and improve reliability of its performance information by performing "data scrubs" (routine examination of current and historical data sets, as well as looking toward the future for trends) to ensure the data we rely on to make day-to-day management decisions are as accurate and reliable as possible and targets are ambitious enough given the resources provided. In an effort to communicate our data limitations and commitment to providing accurate data, this document includes a discussion of data validation, verification, and any identified data limitations for each performance measure presented.

Net Cost of Operations: The Consolidated Statement of Net Cost presents Department's gross and net cost by strategic goal. The net cost of the Department's operations totaled \$34.4 billion for the fiscal year ended September 30, 2018, an increase of \$1.2 billion from the previous year's net cost of operations of \$33.2 billion. The increase was primarily due to appropriation and cost increases for the Crime Victims Fund.

Budgetary Resources: The Department's FY 2018 Combined Statement of Budgetary Resources shows \$56.2 billion in total budgetary resources, an increase of \$2.2 billion from the previous year's total budgetary resources of \$54.0 billion. The increase was primarily due an appropriation increase for the Crime Victims Fund.

Agency Outlays, Net: The Department's FY 2018 Combined Statement of Budgetary Resources shows \$34.6 billion in agency outlay, net, an increase of \$0.8 billion from the previous year's agency outlays, net amount of \$33.8 billion. The increase is primarily due to payments disbursed to Madoff victims and VCF claimants in FY 2018.

Office of the Inspector General's Top Management Challenges: The Office of the Inspector General reports annually on DOJ Top Management Challenges. The OIG report for FY 2018 can be found at: <https://www.justice.gov/doj/page/file/1111821/download#140>. The DOJ response to these OIG-identified challenges can be found at: <https://www.justice.gov/doj/page/file/1111821/download#170>.

The Department ensures each reporting component providing data for this report meets the following criteria: *At a minimum, performance data are considered reliable if transactions and other data that support reported performance measures are properly recorded, processed, and summarized to permit the preparation of performance information in accordance with criteria stated by management. Performance data need not be perfect to be reliable, particularly if the cost and effort to secure the best performance data possible will exceed the value of any data so obtained.*

Summary of FY 2018 Performance



The Government Performance and Results Modernization Act of 2010 (GPRA Modernization Act) requires an agency's Strategic Plan to be updated every four years and cover a period of not less than four years forward from the fiscal year in which it is submitted.

The Department's FY 2018-2022 Strategic Plan, contains four strategic goals. The Department's Plan includes 37 key performance measures addressing DOJ's priorities toward achieving its long-term outcome goals. The performance measures are summarized in this document. The Department strives to present the highest-level outcome-oriented measures available.

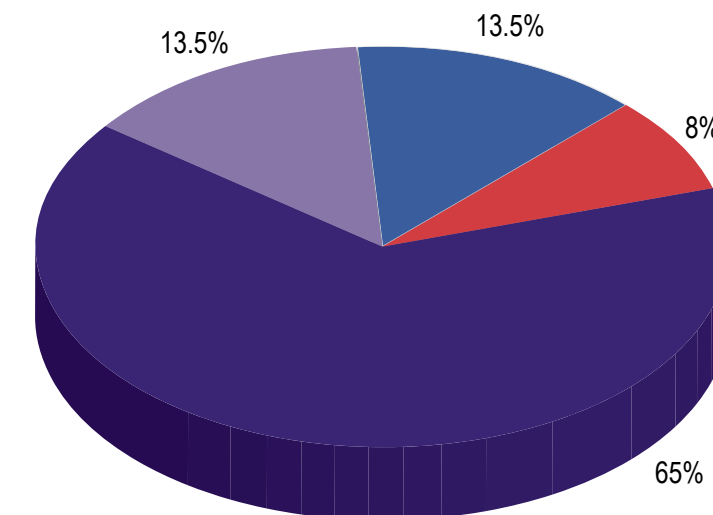
During FY 2018 Departmental components have worked to improve the quality and timeliness of financial and performance information that inform quarterly status reporting and operating plans.

For this summary report, 86.5% of the established performance measures have actual data for FY 2018. The Department achieved 65% of its key measures.

As FY 2018 was the first year of this Strategic Plan, the Department developed baselines for areas with new measures.

The chart below and the table that follows summarize the Department's achievement of its FY 2018 long-term outcome goals (key performance measures).

Achievements of FY 2018 Key Performance Measures



■ Targets Achieved ■ Not Achieved ■ Baseline ■ Data Not Available

Summary of FY 2018 Performance



Goal 1: Enhance National Security and Counter the Threat of Terrorism				
Strategic Objective	[] Designates the reporting entity	FY 2018 Target	FY 2018 Actual	Status
1.1	Number of terrorism disruptions affected through investigations [FBI]	200	540	Target Achieved
1.1	Number of incidents reported to the United States Bomb Data Center via the Bomb and Arson Tracking System [ATF]	40,000	31,863	Not Achieved
1.1	Percentage of counterterrorism defendants whose cases were favorably resolved [NSD]	90%	91%	Target Achieved
1.1	Number of assistance activities conducted with the goal of building the capacity of foreign law enforcement, prosecutors, and judicial systems to disrupt and dismantle terrorist actions and organizations [CRM]	541	958	Target Achieved
1.2	Number of computer intrusion program deterrences, detections, disruptions and dismantlements [FBI]	4,200	11,540	Target Achieved
1.2	Percentage of cyber defendants whose cases were favorably resolved [NSD, CRM and USAO]	90%	98%	Target Achieved
1.3	Number of counterintelligence program disruptions and dismantlements [FBI]	400	698	Target Achieved
1.3	Percentage of espionage defendants whose cases are favorably resolved [NSD]	90%	100%	Target Achieved

Summary of FY 2018 Performance



Goal 2: Secure the Borders and Enhance Immigration Enforcement and Adjudication				
Strategic Objective	[] Designates the reporting entity	FY 2018 Target	FY 2018 Actual	Status
2.1	Percentage of criminal immigration dispositions that are successfully resolved [USAO]	90%	99.6%	Target Achieved
2.1	Percentage of federal denaturalization of dispositions that are successfully resolved [USAO, CIV]	80%	91%	Target Achieved
2.2	Percentage of criminal immigration-related benefits fraud dispositions that are successfully resolved [USAO]	90%	99.3%	Target Achieved
2.2	Percentage of employer sanctions, immigration-related unfair employment practices, and immigration-related document fraud cases completed within the established timeframe [EOIR]	90%	97%	Target Achieved
2.2	Percentage of Immigration and Nationality Act (INA) Section 274B Protecting U.S. Workers Initiative discriminatory or unlawful hiring practice enforcement actions successfully resolved. [CRT]	90%	100%	Target Achieved
2.2	Clearance rate for detained and non-detained cases [EOIR]	Baseline	62%	N/A

Summary of FY 2018 Performance



Goal 3: Reduce Violent Crime and Promote Public Safety				
Strategic Objective	[] Designates the reporting entity	FY 2018 Target	FY 2018 Actual	Status
3.1	Percentage of Federal violent crime defendants whose cases were favorably resolved [CRM, USAO]	90%	93%	Target Achieved
3.1	Number of National Integrated Ballistic Information Network (NIBIN) "hits/leads" that is the linkage of two or more crime scene investigations, based upon comparisons of the marking made on fired ammunition recovered from the crime scenes [ATF]	50,000	54,686	Target Achieved
3.1	Number of victims of a violent crime that received services through the Victim Assistance Program [OJP]	4,800,000	5,836,452	Target Achieved
3.1	Percentage of extraditions received related to violent criminals [CRM]	Baseline	18.4%	N/A
3.1	Percentage increase of non-Consolidated Organization Target (non-CPOT) gang/criminal enterprise dismantlements [FBI]	15%	29%	Target Achieved
3.1	Reduce violent crime [Department-wide]	-1%	N/A	N/A
3.1	Stop and reverse rise in homicides [Department-wide]	-2%	N/A	N/A
3.2	Reduce Drug Overdose Deaths [Department-wide]	-4%	N/A	N/A
3.2	Reduce Opioid Prescriptions [DEA]	N/A	-23.1%	N/A
3.2	Number of disruptions and dismantlements of Drug Trafficking Organizations (DTOs) linked to Consolidated Priority Organization Targets (CPOT) [OCDETF]	245	290	Target Achieved
3.2	Number of disruptions and dismantlements of Priority Threat Organizations (PTOs) not linked to CPOTs [DEA]	1,475	1,384	Not Achieved
3.2	Number of Scheduled Diversion Investigations completed [DEA]	2,775	2,414	Not Achieved
3.2	Number of Consolidated Priority Organization Target (CPOT)-linked investigations with one or more defendants convicted [OCDETF]	344	320	Not Achieved

Summary of FY 2018 Performance



Goal 4: Promote Rule of Law, Integrity, and Good Government				
Strategic Objective	[] Designates the reporting entity	FY 2018 Target	FY 2018 Actual	Status
4.1	Percentage of illicit market defendants whose cases were favorably resolved [CRM, USAO]	85%	92%	Target Achieved
4.1	Percentage of the Office of Professional Responsibilities (OPR) inquiries resolved within one year, and investigations within two years.	50%/50%	89%/100%	Target Achieved
4.2	Increase the number of statements of interest involving First Amendment or religious liberty [CRT]	N/A	N/A	N/A
4.2	Increase the number of Religious Land Use and Institutionalized Persons Act (RLUIPA) matters opened [CRT]	N/A	N/A	N/A
4.3	Ratio of deregulatory actions to regulatory actions [OLP]	2 to 1	5 to 0	Target Achieved
4.3	Cost of regulations per fiscal year is below OMB cost cap [OLP]	(\$2.000M)	(\$4.798M)	Target Achieved
4.4	Ethics training for DOJ employees conducted by the Departmental Ethics Office (DEO) and the timely review of financial disclosures [JMD]	100%	95%	Not Achieved
4.4	Time-To-Hire (measured in calendar days) for Mission Critical Occupations (MCOs) [JMD]	167 days	209 days	Not Achieved
4.4	Percentage of unmodified audit opinions achieved [JMD]	100%	100%	Target Achieved
4.4	Number of DOJ systems moved to the Cloud [JMD]	12	14	Target Achieved

FY 2018 – 2019 Priority Goals



Federal agencies are required to identify a limited number of Priority Goals that are considered priorities for both the Administration and the agency, have high relevance to the public or reflect the achievement of key agency missions, and would produce significant results over a 12 to 24 month timeframe. The Priority Goals represent critical elements of a federal agency's strategic plan and are linked to the larger DOJ policy framework.

The Priority Goals align with the FY 2018-2022 Strategic Plan, and are reported on a quarterly basis via OMB MAX Performance Page. DOJ's FY 2018-2019 Priority Goals are:

Priority Goal 1

Combat Cyber-Enabled Threats and Attacks:

Cybercrime is one of the greatest threats facing our country, and has enormous implications for our national security, economic prosperity, and public safety. The range of threats and challenges cybercrime presents for law enforcement expands just as rapidly as technology evolves. By September 30, 2019, the Department of Justice will combat cyber-enabled threats and attacks by conducting 8,400 computer intrusion program deterrences, detections, disruptions and dismantlements, while successfully resolving 90 percent of its cyber defendant cases.

Status: The Department exceeded both its FY 2018 targets for the two performance measures for the Combat Cyber-Enabled Threats and Attacks Priority Goal. For FY 2018, FBI exceeded its annual target of 4,200, by 7,340 for the number of computer intrusion programs deterred, detected, disrupted and dismantled. Throughout the year, FBI had

greatly exceeded its quarterly targets. By the end of FY 2018, the total number of computer programs affected was 11,540 – more than double the annual target for FY 2018.

For FY 2018, the Department favorably resolved 157 of 160 cyber cases (98%), exceeding the annual target (90%). As with all cases handled by the Department, each was individually evaluated throughout the judicial process, including the decision to initiate charges. Depending upon the total number of cases resolved, a one case differential can significantly impact the favorable percentage. Many cases concerning "cybercrime" may not necessarily be captured under this number, as there is not a single statute to prosecute criminal cyber conduct. Cyber cases tend to involve other related criminal conduct under which the matter could be coded in the Executive Office for U.S. Attorneys' case management database. U.S. Attorneys will continue to individually assess each case brought for criminal prosecution in a manner that promotes the ends of justice.¹



¹The FY 2018 performance results for the Combat Cyber-Enabled Threats and Attacks Priority Goal was updated after the FY 2018 Agency Financial Report.

FY 2018 – 2019 Priority Goals



Priority Goal 2

Violent Crime Reduction:

By September 30, 2019, the Department of Justice will increase the percentage of non-Consolidated Priority Organization Target (non-CPOT) gang/criminal enterprise dismantlements by 30%; increase the number of National Integrated Ballistic Information (NIBIN) "hits/leads," that is the linkage of two or more crime scene investigations, based upon comparisons of the marking made on fired ammunition recovered from the crime scenes by 55,000; and favorably resolve 90% of federal "violent crime" cases.

Milestones: As part of the enhanced Project Safe Neighborhoods program, the United States Attorney's Offices will develop and implement a district-specific violent crime reduction strategy. By 2018, 75% of districts will have implemented violent crime reduction strategies. By 2019, 100% of districts would have implemented violent crime reduction strategies.

Status: The Department exceeded its FY 2018 targets for the three performance measures for the Violent Crime Reduction Priority Goal. For FY 2018, the FBI increased the percentage of non-Consolidated Priority Organization Targets (CPOs) gang/criminal enterprise dismantlements by 19%. Collectively, the total number of dismantlements reported in FY 2018 was 206, which exceeded the annual target of a

15% increase, or 173 dismantlements. Also for FY 2018, ATF reported 54,686 for the total number of National Integrated Ballistic Information (NIBIN) hits/leads. ATF exceeded its annual target of 50,000 by nearly 5,000, or 9.4%. The Department continues to favorably resolve more than 90% of its federal violent crime cases. For FY 2018, the Department handled 35,895 cases, of which 93% were favorably resolved. Throughout the year, the Department had exceeded its quarterly target of 90%, by more than 2%, for federal violent crime defendant cases.

As part of the Project Safe Neighborhoods Program (PSN), the U.S. Attorney's Offices (USAOs) developed and implemented district specific violent crime strategies. By the end of FY 2018, all 93 USAOs completed each of the key milestone activities:

1. Selected a PSN Coordinator
2. Reviewed their anti-violence strategies
3. Submitted an initial assessment of their data collection capacity
4. Submitted a six-month data report on PSN implementation





Priority Goal 3

Disrupt Drug Trafficking to Curb Illicit Drug Use:

By September 30, 2019, the Department of Justice will increase the number of disruptions and dismantlements of Transnational Criminal Organizations (TCOs) to 402; complete 2,785 scheduled diversion investigations; and increase the number of diversion criminal cases initiated to 1,725.

Milestones: The Drug Enforcement Administration (DEA) will continue ongoing efforts to implement its Threat Enforcement Prioritization Process (TEPP). The TEPP proactively manages enforcement performance (activities, outcomes and resources) allowing for greater accountability. TEPP enhances DEA's ability to identify evolving threats, prioritize its response, evaluate success, and report on its effectiveness in a more timely manner. TEPP shifts DEA's performance from a more quantitative approach to a more qualitative, results oriented approach that focuses and reports on community-based, environmental outcomes.

- By 2018, 33% of DEA Field Division fully transitioned to TEPP
- By 2019, 66% of DEA Field Division fully transitioned to TEPP

Status: The Department exceeded its FY 2018 target for one of the three performance measures – Number of Diversion Criminal Cases Initiated.

The number of disruptions and dismantlements of TCOs is a new performance measure. For FY 2018, OCDETF reported 348 TCO disruptions and dismantlements for the

fiscal year – 92% of its target (380). A smaller number of TCO cases was closed this year due to a lower number of new investigations initiated in FY 2017. OCDETF will be reviewing its future targets for the TCOs.

For FY 2018, DEA achieved 2,414, or 87%, of its FY 2018 target (2,775) for number of Scheduled Diversion Investigations. Although DEA's Diversion Control Division anticipated meeting its FY 2018 target higher priority investigations involving criminal and regulatory violators took precedence over Scheduled Investigations. In response to the opioid epidemic and decline in Diversion Investigator Agent FTEs, the Diversion Control Division adjusted its Scheduled Work Plan to better align and maximize its investigative resources. The frequency/cycle for Data Waived Practitioners/Narcotic Treatment Practitioners investigations changed.

For FY 2018, DEA exceeded its annual target of 1,700, by 9% for number of Diversion Criminal Cases Initiated. DEA initiated a total of 1,853 cases, in FY 2018.

For FY 2018, DEA achieved 98% of its target for TEPP Implementation (of the target of 33% of total DEA Field Offices fully transitioned to TEPP, DEA achieved 32.3%). In the fourth quarter of FY 2018, all of the Field Offices provided their Biannual Impact Statements (End-of-Year) on time, including the Louisville Division which came on line in January 2018. Although the Omaha Division – a new division, officially dedicated on July 8, 2018 – did not fully implement TEPP in FY 2018, it is now on track to be fully TEPP compliant by the end of the first quarter in FY 2019.



Internal Control and Risk Management in the Department of Justice

The Department of Justice's internal control and risk management system is designed to provide reasonable assurance that the objectives of the Department will be achieved. The Department's internal control system continues to improve through ongoing assessments and corrective actions implemented by management. The Department's commitment to management excellence, accountability, and compliance with applicable laws and regulations is evidenced by continuing actions to establish effective controls, make sound determinations on corrective actions, and verify and validate the results.

Analysis of Legal Compliance

Department of Justice management is committed to ensuring compliance with applicable laws and regulations, including data standards and appropriations and employment laws and regulations.

Federal Managers' Financial Integrity Act (FMFIA) of 1982 – Assurance Statement

Department of Justice management is responsible for managing risks and maintaining effective internal control to meet the objectives of FMFIA § 2 (annually assess and report on the internal control that protects the integrity of federal programs) and § 4 (whether financial management systems comply with government-wide requirements). In accordance with OMB Circular A-123, the Department conducted its assessment of risk and internal control. Based on the results of the assessment, we can provide reasonable assurance that internal control over operations, reporting, and compliance was operating effectively as of September 30, 2018.

Federal Financial Management Improvement Act (FFMIA) of 1996 – Compliance Determination

During FY 2018, the Department assessed its financial management systems for compliance with the FFMIA and determined that, when taken as a whole, they substantially comply with the FFMIA.



Forward Looking Information



The Department's leadership is committed to ensuring its programs and activities will continue to be focused on meeting the dynamic demands of the changing legal, economic, and technological environments of the future.

National Security

Going Dark: Criminals and terrorists are using encryption and other anonymous or hidden services to avoid detection, identification and capture. Conducting court-approved intercepts has become more challenging. Providers offer encryption as a selling point. Even when legal authority exists, technical ability is lacking, as are storage and data retention policies. A coordinated strategic response is urgently needed.



Foreign Intelligence and Insider Threat: Both international and domestic terrorists threaten Americans at home and abroad. Foreign governments and state-sponsored actors threaten U.S. national security through foreign operations and espionage.

Cyber Threat: Cyber issues straddle both national security and criminal areas, with the United States facing daily telecommunications network attacks from a range of nations, criminals and terrorists, all with potentially devastating consequences. The Department of Justice itself is under constant cyber-attack. The threat is pervasive and persistent and the methods of adversaries are always evolving.

Law Enforcement

Opioid Epidemic: More than 72,300 Americans died from drug overdoses in 2017, of which 68% were caused by opioids.




Transnational Organized Crime: Transnational criminal organizations pose the greatest threat to national security and the safety of American citizens.

State, Local and Tribal: Federal law enforcement officers constitute only 15 percent of the total number of law enforcement officers nationwide; therefore, 85 percent of the officer support relies upon strong partnership in state and local law enforcement, who have critical intelligence about violent crime in their communities, and whose actions are crucial in the fight against violent crime and the opioid epidemic.

Immigration

Increasing Workload: At the beginning of FY 2018, there were nearly 650,000 cases pending in immigration courts nationwide, by far the largest pending caseload before the agency, marking the eleventh consecutive year of increased backlogs.



Illegal Aliens: An increase in the Department of Homeland Security (DHS) apprehensions will result in more fugitive investigations for individuals with immigration warrants; more protective investigations and details for members of the judiciary; and more prisoners to receive, process, and detain.


Immigration Enforcement Prosecutors: Federal prosecution of border crime is an essential part of the nation's defense and security and critical to public safety. U.S. Attorneys' Offices address the criminal and civil caseloads generated by law enforcement activities to ensure aggressive enforcement of all immigration statutes.

Forward Looking Information



Hiring and Staffing

Given an aging population in the federal workforce, the Department faces a series of difficulties in the coming years. Most components have experienced reduced staffing levels in the past several years. The hiring process can be lengthy and complex, especially the added time needed for background investigations.



Budget Constraints and Uncertainties

From 2001 to 2010, the Department's discretionary budget rose steadily, from \$18 billion to \$28 billion, an increase of 55%. However, since then, the discretionary budget has been largely flat or lower, with components absorbing inflationary costs. The 2018 enacted budget was \$29.7 billion, an increase of 7% when compared to 2010.



Unpredictable

Responses to unanticipated natural disasters and their aftermath, such as the major hurricanes the United States endured in 2018, require the Department to divert resources to deter, investigate, and prosecute disaster-related federal crimes, such as charity fraud, insurance fraud and other crimes.



Changes in federal laws may affect responsibilities and workload.

Much of the litigation caseload is defensive. The Department has little control over the number, size, and complexity of the civil lawsuits it must defend.

Section II - Performance Information by Strategic Goal/Objective

Strategic Goal 1: Enhance National Security and Counter the Threat of Terrorism

Protecting national security and combating terrorism are priorities of the Department of Justice (DOJ or the Department). A key tenet of these objectives is to ensure that law enforcement and intelligence agencies are able to use all available tools to investigate and prevent acts of terror.

The nation also faces an array of cyber threats to our national security and public safety. The DOJ investigates, disrupts, and prosecutes large-scale data breaches and other serious cyber attacks. As technology evolves and our adversaries increase in sophistication, the Department's capabilities must evolve as well. This requires expanding our toolsets and investigative abilities to deter and disrupt those threats and lawful and efficient information sharing among public and private sector partners.

Strategic Objective 1.1: Disrupt and defeat terrorist operations



The DOJ's top priority is combating terrorism, whether via deterrence, disruption, or prosecution. It will use intelligence and law enforcement resources to enforce the rule of law, provide justice to terrorism victims, and use other tools to disrupt and hold accountable those responsible for plots and acts of terrorism worldwide.

Performance Measure: Number of terrorism disruptions affected through investigations [FBI]:

FY	2017	2018	2019	2020
Target	200	200	250	400
Actual	723	540	N/A	N/A

Discussion of FY 2018 Results: The number of terrorism disruptions greatly surpassed the FY 2018 target. FBI efforts were augmented by leveraging the capabilities of state and local partners. In executing the FBI's top priority to protect the U.S. from terrorist attacks, disruptions remained a key statistic that directly represented the Bureau's counterterrorism outcomes. The FBI is committed to stopping terrorism of any kind at any stage. Disruptions can only result from predicated investigations and are contingent upon the actions of the predicated subjects, which is outside the FBI's control. This environmental variability extends to significant events towards which the FBI must surge

personnel resources. The extensive manpower required to address such events draws forces away from the daily intelligence gathering and investigation activities.

Future Plans: Future disruption targets are difficult to predict and necessitate prudence when forecasting. The FY 2019 and FY 2020 targets reflect the number of expected disruptions based on the estimated threat, yet account for potential fluctuations. Based on past data trends, coupled with current and emerging threat pictures, the FBI expects to achieve its FY 2019–20 targets.

Definition: A *disruption* is defined as interrupting or inhibiting a threat actor from engaging in criminal or national security-related activity. A disruption is the result of direct actions and may include, but is not limited to, the arrest, seizure of assets, or impairing the operational capabilities of threat actors.

Data Validation, Verification, and Limitations: The FBI Counterterrorism Division's operational priorities are classified. Therefore, it is only possible to report aggregate data that lacks significant detail. Data is collected routinely and stored on a classified enterprise platform and is validated and verified manually.

FBI at Work

The FBI protects the U.S. from terrorist attacks at planned and unanticipated events. For example, the field office covering the Super Bowl spends on average two years preparing from a security standpoint.



Strategic Objective 1.1: Disrupt and defeat terrorist operations



Performance Measure: Number of incidents reported to the United States Bomb Data Center via the Bomb and Arson Tracking System (BATS) [ATF]:

FY	2017	2018	2019	2020
Target	N/A	40,000	32,000	32,000
Actual	37,344	31,863	N/A	N/A

Discussion of FY 2018 Results: For FY 2018, the cumulative number of incidents reported through BATS was 31,863 — only 80% of the annual target. This was due to a decline in the reporting of bomb incidents through BATS by our federal partners, including those within DOJ.

An aggressive target of 40,000 was set for FY 2018 based on the increase of number of incidents reported in BATS from FY 2016 to FY 2017. ATF's program office for U.S. Bomb Data Center analyzed the data trend for FY 2012 to FY 2017 and proposed new FY 2019 and FY 2020 targets for this measure in its FY 2020 budget submission.

Future Plans: The goal is to reach 32,000 incidents reported to the United States Bomb Data Center via the BATS, annually.

Definition: This measure is focused on increasing the reporting of bomb incidents to the U.S. Bomb Center via BATS.

Data Validation, Verification, and Limitations: Data validation and verification are accomplished via quarterly reviews by ATF. There are no identified data limitations at this time.

ATF at Work

ATF will continue to encourage its federal partners (including its DOJ partners) to comply with the mandate that requires them to input their data in BATS, in order to make a significant difference in the data.

Performance Measure: Percentage of counterterrorism defendants whose cases were favorably resolved [NSD]:

FY	2017	2018	2019	2020
Target	90%	90%	90%	90%
Actual	91%	91%	N/A	N/A

Discussion of FY 2018 Results: The Department's National Security Division (NSD) handled a total of 96 counterterrorism defendant cases in FY 2018. Of those

cases, 87 --or 91%--were favorably resolved. An example of a resolved case includes:

U.S. v. Al Farekh: In March 2018, in the Eastern District of New York, Muhanad Mahmoud Al Farekh was sentenced to 45 years in prison following his September 2017 trial conviction of nine counts. These include conspiracy to murder U.S. nationals, conspiracy to use a weapon of mass destruction, conspiracy to bomb a government facility, and conspiracy to provide material support to terrorists.

Future Plans: The FY 2019 and 2020 targets are consistent with previous fiscal years. Among the strategies that NSD will pursue in this area are:

- Consulting, advising, and collaborating with prosecutors nationwide on international and domestic terrorism investigations, prosecutions, and appeals, including the use of classified evidence by applying the Classified Information Procedures Act.
- Promoting and overseeing a coordinated national counterterrorism enforcement program, through close collaboration with Department leadership, the National Security Branch of the FBI, the intelligence community, and the 94 U.S. Attorneys' offices.
- Managing DOJ's work on counterterrorist financing programs, including supporting the process for designating Foreign Terrorist Organizations and Specially Designated Global Terrorists as well as staffing U.S. government efforts on the Financial Action Task Force.

Definition: Defendants whose cases were favorably resolved include those defendants whose cases resulted in court judgments favorable to the government.

Data Validation, Verification, and Limitations: Data validation and verification were accomplished via quarterly reviews by NSD. There are no identified data limitations.

NSD at Work

U.S. v. Nicholas Young: In February 2018, Nicholas Young, a former police officer, was sentenced to 15 years in prison. Young was convicted of attempting to provide material support to the Islamic State of Iraq and al-Sham (ISIS), a designated foreign terrorist organization. Young did this by purchasing and sending gift card codes that he believed would allow ISIS recruiters to securely communicate with potential ISIS recruits.

Strategic Objective 1.1: Disrupt and defeat terrorist operations



Performance Measure: Number of assistance activities conducted with the goal of building the capacity of foreign law enforcement, prosecutors, and judicial systems to disrupt and dismantle terrorist actions and organizations [CRM]:

FY	2017	2018	2019	2020
Target	N/A	541	970	1,010
Actual	N/A	958	N/A	N/A

Discussion of FY 2018 Results: During FY 2018, the Criminal Division's Office of Overseas Prosecutorial Development, Assistance and Training (OPDAT) and International Criminal Investigative Training Assistance Program (ICITAP) worked to build the capacity of foreign law enforcement, prosecutors and judicial systems to disrupt and dismantle terrorist actions and organizations. In addition to OPDAT-critical guidance to counterterrorism (CT) officials and ICITAP CT trainings, below are some other highlights of the Department:

- OPDAT worked with the State Department's Counterterrorism Bureau to build an informal partnership uniting law enforcement officials and criminal justice practitioners from 30 countries to increase international collaboration to combat Lebanese Hizballah's terrorist activities and to build multilateral support for action.

- ICITAP worked with the Department of Homeland Security's Customs and Border Protection on the implementation of the Automated Targeting System-Global in Bosnia-Herzegovina, Bulgaria and Macedonia to support efforts to thwart terrorist travel and interdict foreign terrorist fighters consistently by prioritizing the use of traveler data such as Advance Passenger Information (API) and Passenger Name Record (PNR) in air travel screening.

Future Plans: Over the next two years, OPDAT will coordinate with the State Department's CT Bureau to increase global CT capacity-building efforts, particularly to counter returning foreign terrorist fighters and activities of Lebanese Hizballah.

- In FY 2019, ICITAP will deploy to Sarajevo (Bosnia-Herzegovina) a regional CT advisor to join a capacity building CT cell for the Balkans.
- ICITAP anticipates an approximate increase of 20% in the number of engagements during FY 2019.

Definition: The performance measure is the number of assistance activities conducted with the goal of building the capacity of foreign law enforcement, prosecutors and judicial systems to disrupt and dismantle terrorist organizations.

Data Validation, Verification, and Limitations: CRM captures all data in internal systems. Data is validated quarterly by OPDAT's and ICITAP's Directors.

CRM at Work

OPDAT provided critical guidance to Bosnian anti-money laundering officials to address terrorism financing, which led to the removal of Bosnia from the Financial Action Task Force blacklist.

Tanzania, with assistance from OPDAT, modernized its counterterrorism laws, streamlined its mutual legal assistance law, and implemented plea agreement procedures that strengthen its ability to cooperate with the U.S. in the investigation and prosecution of terrorism.



Strategic Objective 1.2: Combat cyber-based threats and attacks



From attacks on critical infrastructure to the theft of sensitive information and intellectual property, our adversaries seek to use cyberspace to their military and competitive advantage. In collaboration with federal, state, local, and foreign partners as well as the private sector, the Department will ensure that our nation's networks and infrastructure remain a safe and secure conduit for commerce, free expression of ideas, and essential services.

Performance Measure: Number of computer intrusion program deterrences, detections, disruptions and dismantlements [FBI]:

FY	2017	2018	2019	2020
Target	N/A	4,200	8,000	8,000
Actual	N/A	11,540	N/A	N/A

Discussion of FY 2018 Results: Number of computer intrusion programs deterred, detected, disrupted and dismantled is a new measure reported by the FBI Cyber Division. The FBI engages in cyber detection, deterrence, disruption, and dismantlement operations to mitigate and eliminate the capabilities of a threat enterprise/organization engaged in criminal or national security-related activities. In FY 2018, the Cyber Division successfully achieved a total of 11,540 investigative outcomes.

Throughout FY 2018, the Cyber Division, in coordination with other law enforcement agencies and members of the intelligence community (IC), gathered evidence of computer intrusion techniques, patterns of criminal activity, and copies of malicious software. The FBI's information sharing and analysis capabilities have ensured that computer intrusion information and other information about cyber threats are also shared with other agencies in support of their independent cyber-related missions, both in the U.S. and abroad.

When possible, the FBI notified victims of computer intrusions, which enabled them to protect themselves against such tactics. In many circumstances victims were unaware their networks had been compromised.

Future Plans: The FBI Cyber Division will continue its coordinated operational activities to disrupt and dismantle, as well as detect and deter, the top cyber threat actors. Based on prior performance, FBI is increasing its FY 2019 and FY 2020 targets to 8,000 computer intrusion program detections, deterrences, disruptions, and dismantlements and will strive to exceed these higher targets as well. Each fiscal year, the FBI Cyber Division continues to communicate cyber threat-level guidance to all FBI field offices, seeking to influence field offices' progress towards achieving threat mitigation outcomes, specifically cyber intrusion detections, deterrences, disruptions, and dismantlements. Further, FBI Cyber Division seeks to ensure that over 70% of all FBI cyber disruptions and dismantlements are against the highest-priority cyber threats. Disruptions and dismantlements are the strongest enforcement actions when deterrence fails.

Definitions: *Detect* is the FBI identification of a threat actor and/or criminal or national security-related activity. *Deter* is the FBI prevention of a threat actor from engaging in criminal or national security-related activity through defensive countermeasures that are implemented by the FBI or by strategic partners due to FBI engagement. *Disruption* is interrupting or inhibiting a threat actor from engaging in criminal or national security-related activity. A *dismantlement* occurs when the targeted organization's leadership, financial base and supply network has been destroyed, such that the organization is incapable of operating and/or reconstituting itself.

Data Validation, Verification, and Limitations: The FBI Cyber Division's operational priorities are classified. Therefore, it is only possible to report aggregate data that lacks significant detail. Data is collected routinely and stored on a classified enterprise platform and is validated and verified manually.

FBI at Work

In FY 2018, the FBI issued public indictments against Iranian, Russian, and North Korean government operatives, accompanied by sanctions through the Department of the Treasury's Office of Foreign Assets Control.

Strategic Objective 1.2: Combat cyber-based threats and attacks



Performance Measure: Percentage of cyber defendants whose cases were favorably resolved [NSD, CRM and USAO]:

FY	2017	2018	2019	2020
Target	90%	90%	90%	90%
Actual	100%	98%*	N/A	N/A

*The actual figure represents the combined results of NSD, CRM and USAO. The FY 2018 actual figure has changed since its publication in the FY 2018 Agency Financial Report in November 2018.

Discussion of FY 2018 Results: For FY 2018 the Department favorably resolved 157 of 160 cyber cases or 98%, exceeding the annual target of 90%.

The following are highlights from the Department's recent cyber cases:

U.S. v. Netyksho, et al.: On July 23, 2018, in the District of Columbia, the Special Counsel's Office unsealed an indictment against 12 Russian nationals for committing federal crimes that were intended to interfere with the 2016 U.S. presidential election. All 12 defendants are members of the GRU, a Russian Federation intelligence agency within the Main Intelligence Directorate of the Russian military. The GRU officer defendants were charged with computer hacking conspiracy, identity theft, money laundering, and conspiracy against the United States in relation to their attempts to affect the administration of elections.

Future Plans: Among the strategies that NSD will pursue in this area include:

- Support and supervise the investigation and prosecution of national security-related computer intrusion cases through coordinated efforts and close collaboration with Department leadership, the FBI, the IC, and the 94 Offices of the U.S. Attorneys.
- Coordinate and provide advice in connection with national security-related cyber intrusion cases involving the application of the Classified Information Procedures Act.

Among the strategies the USAO will pursue in this area include:

- Support and supervise the investigation and prosecution of all types of computer intrusion cases through coordinated efforts with Department investigators and others and support

increased capacity to analyze seized computer evidence. Strategies that the Criminal Division will pursue, but are not limited to:

- Continue to partner with investigative agencies, U.S. Attorney's Offices, and other litigating divisions on investigation and prosecution of computer intrusion, damage, and fraud cases.
- Provide litigation support, policy advocacy, training, and advice relating to the collection of electronic evidence, including in the use of the Electronic Communications Privacy Act, the Wiretap Act, and other legal authorities central to the collection of electronic evidence.

Definition: Defendants whose cases were "favorably resolved" include those defendants whose cases resulted in court judgments favorable to the government, such as convictions after trial or guilty pleas. Cases dismissed based on government-endorsed motions were not categorized as either favorable or unfavorable for purposes of this calculation. Such motions may be filed for a variety of reasons to promote the interest of justice.

Data Validation, Verification, and Limitations: Data validation and verification is accomplished via quarterly reviews performed by the Counterintelligence and Export Control Section. CRM captures all litigation data in its Automated Case Tracking System (ACTS). Cases with cyber defendants in ACTS were validated quarterly by Computer Crime and Intellectual Property Section's (CCIPS) Section Chief. The Criminal Division relied on its own data collection as well as that of the USAOs, particularly when the case was handled as a partnership with a USAO.

USAO data is entered locally by each district, where district personnel were responsible for following procedures to maintain the integrity of data in the system.

Data is collected nationally in CaseView (formerly, the Legal Information Online Network System), which contains information on matters, cases, and appeals handled by all USAOs.

Many cases concerning cybercrime may not necessarily be captured under these statistics, as there was not a single statute to prosecute criminal cyber conduct. Cyber cases tend to involve other related criminal conduct under which the matter could be coded in the database. USAOs routinely examine current and historical data sets, as well as look for trends, to confirm that the data was as accurate and reliable as possible and targets were ambitious enough given the resources provided.

NSD, CRM, and USAO at Work

In FY 2018, Sinovel Wind Group, a Chinese maker of wind turbines used to generate electricity, was successfully prosecuted for stealing source code created by an American company, resulting in over \$800 million in losses and half of the victim company's global workforce losing their jobs. At sentencing, the court imposed the maximum fine and ordered hundreds of millions of dollars in fines and restitution to the victim.

Strategic Objective 1.3: Combat unauthorized disclosures, insider threats, and hostile intelligence activities



The U.S. government faces a significant and real threat that an insider will use authorized access, wittingly or unwittingly, to harm the security of the United States. Additionally, the United States faces a broad, rising threat from hostile intelligence activities. Foreign nations take a broad-spectrum approach, in which traditional and nontraditional intelligence collectors seek to acquire vital U.S. assets to give our adversaries an economic or national security advantage.

Performance Measure: Number of counterintelligence program disruptions and dismantlements [FBI]:

FY	2017	2018	2019	2020
Target	N/A	400	400	400
Actual	N/A	698	N/A	N/A

Discussion of FY 2018 Results: In FY 2018, the FBI Counterintelligence Division focused on identifying, understanding, and combating foreign government activities that pose a threat to U.S. national security. To protect our most important vital assets from foreign adversaries, the FBI Counterintelligence Division regularly engaged entities possessing the most critical assets, employed all available and lawful tools and authorities, and collaborated with the widest possible set of allies at all levels of government, in the private sector, and in friendly foreign governments.

In FY 2018, the FBI Counterintelligence Division's emphasis on collaboration enabled it to achieve many notable successes, including the disruption of nefarious actors, in partnership with the U.S. Departments of Defense, State, and Energy.

Future Plans: The FBI Counterintelligence Division plans to focus on protecting U.S. information, items, and other assets by disrupting hostile foreign actors and by dismantling organizations that further the hostile activities of foreign nations. Preventing the loss of assets and proactively disrupting threat actors are essential parts of a counterintelligence strategy, because once a hostile foreign nation has acquired U.S. assets, this damage cannot be undone merely by punishing the actors who were responsible. The FBI Counterintelligence Division plans to achieve this goal by leveraging the broadest set of lawful tools, including non-prosecutorial methods, and the broadest set of allies, including other U.S. agencies at all levels of government, the private sector, and friendly foreign partners.

Definition: This measure uses the combined score of two types of statistical accomplishments — disruptions and dismantlements — as documented by the FBI in its record-keeping system. FBI personnel claim statistical accomplishments for various types of operational activities so the number of occurrences of these activities can be tracked for oversight purposes. This measure will include only disruptions and dismantlements documented in case files within the counterintelligence program.

Data Validation, Verification, and Limitations: The FBI Counterintelligence Division's operational priorities are classified. Therefore, it is only possible to report aggregate data that lacks significant detail. Data is collected routinely and stored on a classified enterprise platform and was validated and verified manually.

FBI at Work

As the result of FBI collaborative efforts, the U.S. Department of Treasury's Office of Foreign Asset Control and the U.S. Department of Commerce added multiple entities to sanctions lists for conducting business with or on behalf of sanctioned entities. The FBI's collaborative relationships facilitated the disruption of adversarial actors and the dismantlement of nefarious networks via non-judicial methods.

Strategic Objective 1.3: Combat unauthorized disclosures, insider threats, and hostile intelligence activities



Performance Measure: Percentage of espionage defendants whose cases were favorably resolved [NSD]:

FY	2017	2018	2019	2020
Target	90%	90%	90%	90%
Actual	100%	100%	N/A	N/A

Discussion of FY 2018 Results: In FY 2018, each of the espionage defendant cases handled by NSD was favorably resolved. For example:

U.S. v. Albury: In October 2018, former FBI agent Terry J. Albury was sentenced to 48 months in prison after pleading guilty to one count of unauthorized transmission of national defense information and one count of unauthorized retention of national defense information. Albury used his access to classified FBI systems to copy and photograph secret-level and other sensitive materials from the FBI and other government agencies. Certain materials were then sent to a reporter for a national news organization, who was not entitled to receive them.

U.S. v. Mallory: In June 2018, a trial jury found Kevin Patrick Mallory guilty with delivery and attempted delivery of national defense information to aid a foreign nation; conspiracy to deliver national defense information to aid a foreign government; and materially false statements. Sentencing was scheduled for November 2018. Mallory was arrested in June 2017, after being charged by complaint with transmitting classified documents to an agent of the People's Republic of China (PRC) and making false statements during an FBI interview.

Future Plans: Among the strategies that NSD will pursue in this area are:

- Supporting and supervising the prosecution of espionage and related cases through coordinated efforts and close collaboration with Department leadership, the FBI, the IC, and the 94 USAOs.
- Overseeing and assisting the expansion of investigations and prosecutions for unlawful export of military and strategic commodities and technology, and violations of U.S. economic sanctions.
- Enforcing the Foreign Agents Registration Act of 1938 and related disclosure statutes.

Definition: Defendants whose cases were favorably resolved include those defendants whose cases resulted in court judgments favorable to the government.

Data Validation, Verification, and Limitations: Database records and data updates from Counter Espionage Section attorneys are reviewed quarterly to ensure that records are current and accurate. Reporting lags may be an issue for this performance measure.

NSD at Work

U.S. v. Winner: In August 2018, Reality Leigh Winner was sentenced to 63 months in prison for removing classified material from a government facility and transmitting it to a news outlet. Winner printed and improperly removed intelligence reporting, which contained classified national defense information, from a U.S. IC agency, and unlawfully retained it. A few days later, Winner unlawfully transmitted by mail the intelligence reporting to an online news outlet.



Section II - Performance Information by Strategic Goal/Objective

Strategic Goal 2: Secure the Borders and Enhance Immigration Enforcement and Adjudication

The Department plays a key role in the nation's immigration enforcement and adjudication processes, in collaboration with several other agencies, including the Departments of Homeland Security (DHS), State (DOS), Health and Human Services (HHS), and Labor (DOL).

Together and in cooperation with partner agencies, DOJ components (1) secure the borders and protect public safety and national security, through prioritizing criminal immigration enforcement, and (2) ensure an immigration system that respects the rule of law, protects the safety of U.S. citizens and legal aliens, and serves the national interest.

Strategic Objective 2.1: Prioritize criminal immigration enforcement



Enforcement of our nation's immigration laws is a fundamental priority of the Department of Justice. It is critical to the defense of the United States that criminal immigration laws are enforced. As such, emphasis on prosecuting criminal immigration law offenses by the United States Attorney Offices will be a priority.

Performance Measure: Percentage of criminal immigration dispositions that are successfully resolved [USAO]:

FY	2017	2018	2019	2020
Target	N/A	90%	90%	90%
Actual	N/A	99.6%	N/A	N/A

Discussion of FY 2018 Results: In FY 2018, the U.S. Attorney's Office (USAO) exceeded the target for successfully resolving criminal immigration dispositions by 9.6%. This uptick is likely a result of a number of factors, including the USAO's increased focus on criminal immigration enforcement efforts in accordance with the Attorney General's April 11, 2017, directive. This increased focus placed high priority on the vigorous investigation and prosecution of identified violations of immigration laws and other laws involving criminal aliens. These efforts assisted in the disruption of criminal organizations as well as the deterrence of unlawful conduct and protection of all U.S. borders.

The following are highlights from the Department's recent immigration cases:

United States v. Bradley: The United States District Court for the Western District of Texas sentenced truck driver James Matthew Bradley, Jr. to life in prison for his role in an illegal alien smuggling operation that resulted in 10 deaths. In July 2017, an officer encountered a tractor-trailer behind a Wal-Mart store in San Antonio, finding a number of people

standing and lying in the rear of the trailer, and the driver, Bradley, in the cab. Officers discovered 39 undocumented aliens, 10 of whom died either in the trailer or later in area hospitals.

Future Plans: In FY 2019, the USAOs will continue to place a high priority on the vigorous prosecution of criminal immigration offenses. Each case will be evaluated on its individual merits consistent with the Department's prosecution guidelines. Cases accepted for federal prosecution will be thoroughly reviewed prior to indictment to confirm that there is sufficient evidence to support a criminal conviction. All relevant evidence will be carefully assessed by federal prosecutors. Any potential evidentiary issues will be analyzed so each criminal prosecution supports the Department's efforts to apprehend criminal immigration offenders ensuring border security and public safety.

Definition: Defendants whose cases were favorably resolved include those whose cases resulted in court judgments favorable to the government, including dismissal of cases on motion of the government.

Data Validation, Verification, and Limitations: All USAO data is entered locally by each district, where district personnel are responsible for following procedures to maintain the integrity of data in the system. This data is collected nationally in CaseView (formerly, the Legal Information Online Network System), which contains information on matters, cases, and appeals handled by all USAOs. That data is reviewed by knowledgeable personnel, including data analysts and others; attorneys and support personnel are responsible for following all local procedures to maintain the integrity of the data in the system. The USAOs routinely examine current and historical data sets, as well as look toward the future for trends so the data is as accurate and reliable as possible and targets are ambitious enough given the resources provided.

USAO at Work

United States v. Garcia: The United States District Court for the Southern District of California sentenced Jorge Garcia-Osornio, an undocumented alien who was smuggling additional undocumented aliens, to 30 months in prison for blasting through a Border Patrol checkpoint east of San Diego, severely injuring a checkpoint inspection agent, and taking Border Patrol on a high-speed chase reaching speeds of at least 100 miles per hour.



Strategic Objective 2.1: Prioritize criminal immigration enforcement



Performance Measure: Percentage of federal denaturalization dispositions that are successfully resolved [USAO, CIV]:

FY	2017	2018	2019	2020
Target	N/A	80%	80%	80%
Actual	N/A	91%*	N/A	N/A

*The actual figure represents both USAO's and CIV's results for FY 2018. The FY 2018 actual figure has changed since it was published in the FY 2018 Agency Financial Report in November 2018.

Discussion of FY 2018 Results: During FY 2018, 91% of the 79 federal denaturalization dispositions were successfully resolved by the USAO and the Civil Division (CIV), exceeding the annual target of 80%. The following highlights a recent federal denaturalization case:

U.S. v. Kneginich: In 2017, the Western District of Michigan convicted Alexander Kneginich, a native of Bosnia-Herzegovina, of having fraudulently obtained United States citizenship by falsely denying, during the immigration and naturalization process, that he had ever been charged with or jailed for a crime. In fact, Kneginich, along with several other veterans of a Serbian militia unit, had been charged with the 1994 murders of two Muslim civilians during a 1990s Bosnian conflict. Kneginich made these false statements to immigration authorities while obtaining authority to enter the U.S. as a refugee, subsequently obtaining permanent-resident status and U.S. citizenship in January 2007.

Future Plans: In FY 2019, the USAO and the Civil Division - Office of Immigration Litigation (CIV-OIL) will continue to increase criminal immigration enforcement efforts in identifying and prosecuting those who illegally obtained United States citizenship through fraud or

misrepresentations by seeking denaturalization. With this increase, the USAO and CIV-OIL expect to meet or exceed the FY 2019 target of 80% successful denaturalization dispositions.

Definition: Defendants whose cases were favorably resolved include those whose cases resulted in court judgments favorable to the government, including dismissal of cases on motion of the government. In other instances, a favorable outcome includes a settlement on terms that are agreeable to client agencies. CIV measures its assorted favorable outcomes by using a systematic approach that records dispositions as favorable, unfavorable, or neutral. Successful denaturalization represents a total of favorable denaturalization from the Office of Immigration Litigation (OIL) District Courts Section and the OIL Appellate Section.

Data Validation, Verification, and Limitations: Federal civil denaturalization dispositions are tracked in CIV's electronic management information website. OIL staff are responsible for entering disposition forms into the website once a disposition is closed, and the website then aggregates the data. The site tracks favorable, unfavorable, and neutral outcomes for the District Court and Appellate sections. Data is collected quarterly.

Federal criminal denaturalization dispositions are tracked in EOUSA's CaseView, which contains information on matters, cases, and appeals handled by all USAOs. USAO data is entered locally by each district, where district personnel are responsible for following procedures to maintain the integrity of data in the system. That data is reviewed by knowledgeable personnel, including data analysts and others; attorneys and support personnel are responsible for following the local procedures to maintain the integrity of the data in the system. The USAOs routinely examine current and historical data sets, as well as look toward the future for trends so the data is as accurate and reliable as possible and targets are ambitious enough given the resources provided.

USAO and CIV at Work

U.S. v. Okeke: In 2017, the Southern District of Texas sentenced Nigerian native Euphemia Chinyeaka Okeke to six months of custody after entering a guilty plea and admitting she unlawfully obtained citizenship by entering into a sham marriage with a U.S. citizen while in Nigeria. At the time of sentencing, the Court revoked Okeke's Certification of Citizenship.



Strategic Objective 2.2: Ensure an immigration system that respects the rule of law, protects the safety of U.S. Citizens and legal aliens, and serves the national interest



The administration of immigration laws is nuanced and complex, requiring efficient processes and constant collaboration with multiple stakeholders and partners. DOJ will implement internal improvements to immigration offices and processes and will expand collaboration with external stakeholders and partners in upholding immigration law.

Performance Measure: Percentage of criminal immigration-related benefits fraud dispositions that are successfully resolved [USAO]:

FY	2017	2018	2019	2020
Target	N/A	90%	90%	90%
Actual	N/A	99.3%	N/A	N/A

Discussion of FY 2018 Results: In FY 2018, nearly all of the criminal immigration-related benefits fraud dispositions handled by the Department were successfully resolved. The following highlights a recent case:

United States v. Quinteros: Eleno Quinteros, Jr., the former vice president of operations for two airline mechanic staffing companies, was sentenced to 12 months in prison for making false statements in support of legal permanent resident petitions for dozens of the companies' mechanics. Quinteros was responsible for recruiting Mexican aircraft mechanics to work in the United States for the companies and for helping recruits obtain work. After assisting his recruits in obtaining work, Quinteros agreed to help at least 85 of them pursue a legal permanent residency, in exchange for substantial (and unlawful) fees.

Future Plans: In FY 2019, the USAOs will continue to place a high priority on the vigorous prosecution of criminal immigration-related benefits fraud:

- Each case will be evaluated on its individual merits consistent with the Department's prosecution guidelines.
- Cases accepted for federal prosecution will be thoroughly reviewed prior to indictment to confirm that there is sufficient evidence to support a criminal conviction.
- All relevant evidence will be carefully assessed by federal prosecutors.
- Any potential evidentiary issues will be analyzed to verify that

each criminal prosecution supports the Department's efforts to apprehend criminal immigration-related benefits fraud offenders, ensuring border security, public safety and the integrity of our immigration system.

Definition: Defendants whose cases were favorably resolved include those defendants whose cases resulted in court judgments favorable to the government, including dismissal of cases on motion of the government.

Data Validation, Verification, and Limitations: USAO data is entered locally by each district, where district personnel are responsible for following procedures to maintain the integrity of data in the system. Data is collected nationally in CaseView, which contains information on matters, cases, and appeals handled by all USAOs. That data is reviewed by knowledgeable personnel, including data analysts and others; attorneys and support personnel are responsible for following local procedures to maintain the integrity of the data in the system. The USAOs routinely examine current and historical data sets, as well as look toward the future for trends so the data is as accurate and reliable as possible and targets are ambitious enough given the resources provided.

USAO at Work

United States v. Ghoul: Houcine Ghoul, a citizen of Tunisia, was sentenced to 24 months in prison, followed by deportation, for attempted unlawful procurement of naturalization and making false statements on his tax return. Ghoul:

- Swore allegiance to ISIS
- Advocated for the overthrow of the United States through violence
- Unlawfully assisted in the sale of narcotics
- Entered into a sham marriage for the sole purpose of obtaining U.S. citizenship
- Assisted in providing lies to the State of North Carolina in order to obtain childcare benefits

Strategic Objective 2.2: Ensure an immigration system that respects the rule of law, protects the safety of U.S. Citizens and legal aliens, and serves the national interest



Performance Measure: Percentage of employer sanctions, immigration-related unfair employment practices, and immigration-related document fraud cases completed within the established timeframe [EOIR]:

FY	2017	2018	2019	2020
Target	90%	90%	90%	90%
Actual	98%	97%	N/A	N/A

Discussion of FY 2018 Results: In FY 2018, the Executive Office for Immigration Review (EOIR) exceeded its goal of completing 90% of employer sanctions, immigration-related unfair employment practices, and immigration-related document fraud cases within the established timeframes.

Future Plans: EOIR's Office of the Chief Administrative Hearing Officer (OCAHO) already tracks these measures internally. In FY 2018, the average cases completed within the desired time frame for each of these case types exceeded 90%. As such, OCAHO plans to continue to execute proven case management practices and resource allocation to meet these goals in the future.

Definition: Immigration and Nationality Act (INA) 274A refers to employer sanctions cases. INA 274B refers to immigration-related unfair employment practice cases. INA 274C refers to immigration-related document fraud cases. Each of these time frames is measured from receipt to completion.

The above performance measure speaks to three distinct case types, each with its own completion target:

- 90% of INA 274A (8 USC §1324a) cases completed within 430 days
- 90% of INA 274B (8 USC §1324b) cases completed within 500 days
- 90% of INA 274C (8 USC §1324c) cases completed within 750 days

Data Validation, Verification, and Limitations: Data is collected from the Automated Case Management System (ACMS). OCAHO employees are trained to accurately enter data and on the importance of how data entry can affect the business. OCAHO has clear data owners, both the single person and the single system, with unique individual passwords. Data is in a trusted format, and weekly reports are run to sample accuracy against certified records.

ACMS is a relational database that does not give stakeholders the ability to register, log in, and add/process filings. There is also no automatic backup mechanism. OCAHO is in the process of creating a permanent electronic filing program with the ability to move toward a more current, secure, paperless electronic operational environment. Implementing this system will enhance the efficiency of OCAHO's case management system and operations.

Performance Measure: Percentage of INA Section 274B Protecting U.S. Workers Initiative discriminatory or unlawful hiring practice enforcement actions successfully resolved [CRT]:

FY	2017	2018	2019	2020
Target*	N/A	90%	75%	75%
Actual	N/A	100%	N/A	N/A

*See Planned Future Performance section for additional information about changes to target.

Discussion of FY 2018 Results: During FY 2018, the Civil Rights Division (CRT) exceeded its annual performance target (90%) by successfully resolving all of the discriminatory or unlawful hiring practice enforcement actions filed in the year. Many factors can be attributed to this increase, including, but not limited to, the CRT's establishment of the Protecting U.S. Workers Initiative, which focuses on combating employment discrimination against U.S. workers, in line with the President's Buy American and Hire American Executive Order. To streamline this initiative, the CRT used traditional tools of investigation, lawsuits, outreach, and interagency coordination to fight employer preferences for temporary visa holders, while educating U.S. workers on their rights.

Future Plans: The CRT will continue its efforts under this initiative, including interagency collaboration, as well as using the tools of investigation, lawsuits, and outreach:

Based upon further analysis of the data and due to the small number of cases, the CRT determined that a more appropriate target for this performance measure would be 75% successfully resolved. The target will be reassessed in the future. In FY 2019, the CRT expects to meet or exceed the revised target.

CRT at Work

On June 26, 2018, the Department reached a settlement agreement with a North Carolina-based landscaping company. The agreement resolved an investigation into whether the company discriminated against qualified and available U.S. workers based on their citizenship status by preferring to hire temporary workers with H-2B visas, in violation of the INA. Under the settlement, the company must establish a back pay fund of as much as \$85,000, to compensate individuals who were harmed by its practices, and pay \$15,600 in civil penalties, as well as engage in enhanced recruitment activities to attract U.S. workers.

Strategic Objective 2.2: Ensure an immigration system that respects the rule of law, protects the safety of U.S. Citizens and legal aliens, and serves the national interest



Definition: For the purposes of the Protecting U.S. Workers Initiative, an *enforcement* action is defined as any claim for relief that the Immigrant and Employee Rights Section pursues against a person or entity that is allegedly discriminating against U.S. workers in favor of foreign visa workers. Enforcement actions are generally initiated when the section notifies respondent that reasonable cause exists to believe a violation of the law has occurred and invites the respondent to engage in settlement negotiations to resolve the alleged violation. An action is considered successfully resolved where the resolution requires the cessation of the offensive conduct, requires training or other similar measures to ensure the offensive conduct is not repeated, and provides for back pay, where applicable, and civil penalties, where appropriate. Back pay and civil penalties shall be assessed consistent with statutory ranges, 8 U.S.C. 1324b (g), and applicable case law.

Data Validation, Verification, and Limitations: The CRT routinely collects data on these types of investigations. Data is maintained, analyzed, validated and verified manually.

Performance Measure: Clearance rate for detained and non-detained cases [EOIR]:

FY	2017	2018	2019	2020
Target	N/A	Baseline	TBD	TBD
Actual	N/A	62%	50%	55%

Discussion of FY 2018 Results: The EOIR reports a single clearance rate for all detained and non-detained case types. EOIR has begun benchmarking this figure and will develop a specific target in the future.

Clearance rate is derived from two factors: receipts and completions. In FY 2018, receipts increased by 2% from FY 2017, while completions increased more consistently by 22%.

Future Plans: As a new measure, EOIR used FY 2018 to baseline the metric and establish targets for FY 2019 and FY 2020.

EOIR can manage completing cases through efficient adjudication, but the proceedings receipts are determined by the Department of Homeland Security's issuance and filing of Notices to Appear (NTAs). Because NTAs are outside of EOIR's control, receipts may prove to be a limiting factor in EOIR's ability to achieve a consistent clearance rate.

Related to completions, EOIR is implementing a range of initiatives to adjudicate cases more efficiently in the coming years, including the following:

- EOIR is currently engaged in aggressive hiring of immigration judges (IJs), which will significantly enhance EOIR's ability to efficiently and effectively complete the anticipated increased number of cases in the coming years.
- EOIR is exploring operational initiatives that could positively impact caseload management. Some initiatives, as detailed in Operating Policies and Procedures Memoranda (OPPMs) and other policy documents, should have a positive impact on case completions in FY 2019.

Definition: Clearance rate is defined as the ratio of initial case completions to initial receipts within a given time period. Subsequent case completions are excluded so there can be at most one completion for any given receipt. Clearance rate reflects caseload management, in that a clearance rate above one shows that completions exceed receipts during a given time period, and vice versa.

Data Validation, Verification, and Limitations: Data is collected from the Case Access System for EOIR (CASE), a nationwide case-tracking system at the trial and appellate levels. Court staff nationwide enters data, which is electronically transmitted and stored at EOIR headquarters, allowing for timely and complete data collection. Data is verified by online edits of data fields. Headquarters and field office staff use routine daily, weekly, and monthly reports that verify data. Data validation is also performed on a routine basis through data comparisons between EOIR and DHS databases.

EOIR at Work

While the influx of receipts is outside of EOIR control, the uptick in completion levels is a positive indication of EOIR's potential to improve the overall clearance rate in future years.

Section II - Performance Information by Strategic Goal/Objective

Strategic Goal 3: Reduce Violent Crime and Promote Public Safety

The following years will be a critical time in the Department's crime reduction efforts. Between 2014 and 2016, the violent crime rate rose faster than it has in 25 years. Evidence suggests that collaborative and targeted enforcement efforts are effective in combatting crime and saving lives. Accordingly, the Department's agents, analysts, professional staff, and prosecutors work together with state, local, and tribal partners to focus our powerful investigative and enforcement tools and technologies against the offenders who most threaten the safety and security of our communities.

The Department's grant-making components supply communities with critical assistance to advance their violent crime reduction efforts and to assist victims. Every effort will be made to consider the plight of victims throughout the criminal justice process and to provide them a voice during the investigation and prosecution of their case.

Finally, pursuant to Section 2 of the President's Executive Order on Enforcing Federal Law with Respect to Transnational Criminal Organizations and Preventing International Trafficking (Executive Order) signed on February 9, 2017, the Department will enhance its cooperation with foreign counterparts where permitted by law through sharing intelligence and law enforcement information and resources.

Strategic Objective 3.1: Combat violent crime, promote safe communities, and uphold the rights of victims of crime



The vigorous investigation and prosecution of violent criminals are critical tools that incapacitate offenders and help to deter crime. The Department's enforcement efforts must be strategic and coordinated to combat violent criminals and push for state, local, and tribal law enforcement agencies to develop locally based crime reduction efforts.

Performance Measure: Percentage of federal violent crime defendants whose cases were favorably resolved [CRM, USAO]:

FY	2017	2018	2019	2020
Target	90%	90%	90%	90%
Actual	93%	93%	N/A	N/A

Discussion of FY 2018 Results: For FY 2018, the Department handled a total of 14,561 cases, of which 13,495 were favorably resolved. Highlights from recent violent crime cases include:

United States v. Perez Vasquez, et al.: In July 2018, the United States District Court for the District of Massachusetts sentenced Noe Salvador Perez Vasquez, a 30-year-old MS-13 clique leader, to life in prison. A federal jury convicted Perez of conspiracy to conduct enterprise affairs through a pattern of racketeering activity (RICO conspiracy) and of committing or knowingly participating in two murders. At trial, Perez was identified as a leader of the Everett Locos Salvatrucha (ELS) clique, which was one of the largest, most active, and most violent MS-13 cliques in Massachusetts.

United States v. Zia Zafar: On November 7, 2018, Zia Zafar was sentenced to 264 months, followed by 8 years of supervised release. Zafar was convicted of shooting a U.S. consular official in Guadalajara, Mexico. Zafar was indicted on one count of attempted murder and one count of

assault of an internationally protected person, as well as a firearms charge.

Future Plans: CRM and USAO will continue to focus on the most serious violent offenders as targets for federal prosecution.

Cases accepted for federal prosecution will be thoroughly reviewed prior to indictment to confirm that there is sufficient evidence to support a criminal conviction.

Any potential evidentiary issues will be analyzed so each criminal prosecution supports the Department's efforts to apprehend violent offenders and improve public safety.

Definition: Defendants favorably resolved for USAO include those disposed in cases that resulted in court judgments favorable to the government, such as convictions and government-endorsed motions to dismiss cases. Favorable resolution for CRM is measured at the defendant level and reported at the conviction stage of the case. Only defendants in violent crime cases in CRM are included. For the purpose of this measure CRM uses a set of program categories to identify violent crime cases.

Data Validation, Verification, and Limitations: USAO data is entered locally by each district, where district personnel are responsible for following procedures to maintain the integrity of data in the system. Data is reviewed by knowledgeable personnel, including data analysts and others; attorneys and support personnel are responsible for following local procedures to maintain the integrity of the data in the system.

USAOs routinely examine current and historical data sets, as well as look toward the future for trends to ensure the data is as accurate and reliable as possible and targets are ambitious enough given the resources provided.

CRM captures all litigation data in its Automated Case Tracking System (ACTS). Data in ACTS is validated quarterly by the Section Chief in each of the litigating sections.

CRM and USAO at Work - Case Highlights

United States v. Hamlet: In July 2018, the United States District Court for the District of New Jersey sentenced Corey Hamlet, the 41-year-old longtime leader of one of the largest and most violent street gangs in Newark, New Jersey, to two concurrent terms of life in prison for his role in six murders, an attempted murder, drug trafficking, and firearms offenses as part of a racketeering conspiracy involving the New Jersey Grape Street Crips.



Strategic Objective 3.1: Combat violent crime, promote safe communities, and uphold the rights of victims of crime



Performance Measure: Number of National Integrated Ballistic Information Network (NIBIN) “hits/leads” that is the linkage of two or more crime scene investigations, based upon comparisons of the marking made on fired ammunition recovered from the crime scenes [ATF]:

FY	2017	2018	2019	2020
Target	N/A	50,000	55,000	70,000
Actual	51,971	54,686	N/A	N/A

Discussion of FY 2018 Results: The actual NIBIN hits/leads for FY 2018 exceeded the target estimate by 9%. The number of new NIBIN sites has also increased 9% from FY 2017 to FY 2018. ATF’s increase in communication (seminars/meetings) with the law enforcement community and ATF’s partner forensic services have also contributed to the growth of the NIBIN program as demonstrated in the increase in acquisitions from last fiscal year.

Future Plans: Increase the combined number of NIBIN hits/leads — the linkage of two or more crime scene investigations — based upon comparisons of the marking made on fired ammunition recovered from the scenes. The actual number of hits and leads in FY 2017 was 51,971; however, due to program changes, the number of hits has significantly dropped and will continue to drop going forward, and ATF will transition to reporting only leads.

Definition: Hits — Measures the number of times a firearms examiner confirms an Integrated Ballistic Identification System (IBIS) match of two or more electronic images linking two or more separate criminal investigations, where no known connection may have previously existed. Leads — Measures the number of times a firearms examiner or NIBIN technician identifies a match of two or more electronic images linking two or more separate criminal investigations, where no known connection may have previously existed. The matches are not confirmed by a firearms examiner under a scope and are considered presumptive leads for investigative purposes.

Data Validation, Verification, and Limitations: Data validation and verification is accomplished via quarterly reviews by ATF. There are no identified data limitations at this time.

Performance Measure: Number of victims of a violent crime that received services through the Victim Assistance Program [OJP]:

FY	2017	2018	2019	2020
Target	N/A	4,800,000	5,000,000	5,000,000
Actual	N/A	5,836,452	N/A	N/A

Discussion of FY 2018 Results: In FY 2018, nearly six million victims of a violent crime received services through the Department’s Victim Assistance Program. The Department’s Office of Justice Programs (OJP) exceeded the annual target by almost 22%.

Future Plans: OJP’s Office for Victims of Crime (OVC) will continue to work with the State Administering Agencies to ensure that Crime Victims Fund grants awarded through the victim assistance formula grant program are used to serve victims of violent and other crimes across the country.

OJP at Work

OVC is committed to enhancing the nation’s capacity to assist crime victims and to providing leadership in changing attitudes, policies, and practices to promote justice and healing for all victims of crime.

Definition: Victims of violent crimes include the crime categories of child abuse/assault, domestic violence, rape/sexual assault, robbery, assault, mass violence, terrorism, and survivors of homicide victims as reported by grantees in OJP’s performance measurement tool. Services received can include information and referral, personal advocacy/accompaniment, emotional support or safety services, shelter/housing services, or criminal/civil justice system assistance.

Data Validation, Verification, and Limitations: OVC only collects aggregate data from victim services organizations funded under the Victim Assistance Program. Data is collected quarterly from respondents and aggregated annually. Case-level detail is never available, limiting the ability to track the outcomes of individuals over time, including the number of services they receive, the specific services they received, and how those services improved their situation.

Strategic Objective 3.1: Combat violent crime, promote safe communities, and uphold the rights of victims of crime



Performance Measure: Percentage of extraditions received related to violent criminals [CRM]*:

FY	2017	2018	2019	2020
Target	N/A	Baseline	20%	20%
Actual	N/A	18.4%	N/A	N/A

*This measure was previously worded as Number of extraditions or other international transfers of custody relating to criminals or networks.

Discussion of FY 2018 Results: In FY 2018, the Criminal Division’s Office of International Affairs (OIA) opened 217 extradition cases for violent crimes. Of these cases, 57 were foreign requests for extradition of fugitives located in the U.S., and 160 were U.S. requests for extradition for fugitives located abroad. OIA opened 94 extradition cases for fugitives charged with homicide and 73 extradition cases for fugitives charged with sexual assault or rape. OIA’s efforts to reduce violent crime and hold offenders accountable led to the arrests abroad of 30 fugitives charged with violent crimes.

To effectuate these arrests, OIA prepared provisional arrest requests. Of the new violent crime extradition cases opened in FY 2018, 21 fugitives were extradited or returned within the fiscal year. For example, a fugitive was extradited from the Western District of Washington to Canada to stand trial for the alleged June 2018 sexual assault and murder of a woman in Windsor, Ontario.

Future Plans: Going forward, OIA will continue to enforce the law, advance public safety, and achieve justice. The number of cases OIA receives annually fluctuates due to the unpredictability of the number of violent crime cases submitted in a given year. The FY 2019 projection is based on the average of the number of violent crime extradition cases OIA has received from foreign counterparts and U.S. prosecutors over the past five years.

OIA at Work

OIA plays a key role in securing custody of violent criminals by partnering with interagency branches to extradite or remove violent criminals in the U.S. who are wanted by our foreign partners for crimes committed abroad.

Definition: The average percentage of incoming and outgoing extraditions received by the Criminal Division’s OIA for fugitives charged or convicted of a violent crime.

Data Validation, Verification, and Limitations: CRM captures all data in an internal database. Data is validated quarterly by OIA’s Director. Often, extradition proceedings carry over into another fiscal year due to litigation, appeals, or other circumstances and are not concurrently captured in performance measures in the same fiscal year in which work is completed on the case.

Performance Measure: Percentage increase of non-Consolidated Priority Organization Target (non-CPOT) gang/criminal enterprise dismantlements [FBI]:

FY	2017	2018	2019	2020
Target	150	15%	15%	15%
Actual	178	29%	N/A	N/A

*FBI previously reported numbers for this measure. In FY 2018, the Bureau began reporting percentages. The word “increase” has been added to the performance measure.

Discussion of FY 2018 Results: The baseline used for this measure is FBI’s previous FY 2017 target of 150. The FY 2018 target reflects a 15% increase over the baseline, or 173 dismantlements. For FY 2018, FBI exceeded the annual target by increasing the percentage of non-CPOT gang/criminal enterprise dismantlements by 29% over the baseline. In FY 2018, the FBI dismantled 194 non-CPOT gang/criminal enterprises.

Future Plans: The FBI will continue its efforts to combat violent crime and promote safe communities. For FY 2019 the Bureau expects:

- To increase the number of gangs/criminal’s enterprise dismantlements target by 15% in FY 2019 to 200 and by another 15% in FY 2020.
- To continue to implement agile strategies to increase the dismantlements of violent gangs and criminals threatening the American people.

Definition: A dismantlement means that the targeted organization’s leadership, financial base, and supply network have been destroyed, such that the organization is incapable of operating and/or reconstituting itself.

Data Validation, Verification, and Limitations: The FBI Criminal Investigative Division’s operational priorities are classified. Therefore, it is only possible to report aggregate data that lacks significant detail. Data is collected routinely and stored on a classified enterprise platform. Data will be validated and verified manually. Changes to prior year data may occur due to factors beyond the control of the FBI’s data collection system.

FBI at Work

Currently, the Criminal Investigative Division manages and oversees more than 516 task forces targeting violent crime, gangs, and criminal enterprises. These task forces, comprising FBI Special Agents and state, local and other federal law enforcement officials, have been and continue to be at the forefront of the federal government’s campaign to promote public safety and reduce violent crime across the nation.

Strategic Objective 3.1: Combat violent crime, promote safe communities, and uphold the rights of victims of crime



Performance Measure: Reduce violent crime [Department-wide]:

FY	2017	2018*	2019	2020
Target	N/A	-1%	-2%	-3%
Actual	382.9	N/A	N/A	N/A

*FY 2018 data is not available at this time

Discussion of FY 2018 Results: After the national violent crime rate rose considerably in both FY 2015 and FY 2016 (nearly 7% over these two years), year-end 2017 data showed that crime levels were finally stabilizing, if not beginning to trend downwards, as the national violent crime rate decreased nearly 1% — from 386.6 per 100,000 persons in 2016 to 382.9 in 2017. This downtick was driven by a slight decrease in the number of murders (down 0.7%) and an even larger decrease in the number of robberies (down 4%), but was offset by increases in the number of rapes and aggravated assaults (up 3% and 1%, respectively).

Future Plans: The Department will focus on the following efforts going forward:

- Revitalize Project Safe Neighborhoods.
- Work in partnership with state, local, and tribal law enforcement to identify the most violent offenders in areas and develop strategies to hold these offenders accountable for their actions.

Definition: Reduction in violent crime is measured by violent crimes reported to police, as reflected in the annual Uniform Crime Report (UCR) published by the Federal Bureau of Investigation. It consists of the four major “index” crimes: murder/non-negligent manslaughter, rape, robbery, and aggravated assault. Percentage decline is measured against the baseline of FY 2017 for each year.

Data Validation, Verification, and Limitations: The Department relies on data collected and maintained by the FBI through its Uniform Crime Reporting program. The FBI employs rigorous protocols for validating and verifying that the data is both accurate and uniform across the nearly 18,000 police departments that voluntarily report their crime data to the UCR. While the UCR offers the best insight into violent crime trends across the country, it is not without its limitations. These limitations include:

- There is a significant time lag between the time period being examined and when the data is actually published. Data for the first six months of a given year is generally not available until the beginning of the following year, while full year data is not published until the fall of the following year. This presents obvious challenges for being able to respond to trends and allocate resources in a timely manner.
- UCR data is only summary data in nature. While it offers the best available look at violent crime on a national scale, it lacks the depth to give policymakers the complete picture of crime. For example, UCR data only captures the subset of crimes that are reported to the police, and in incidents where multiple crimes occurred at the same time, only the most “serious” of offenses is recorded.

Beyond the limitations of the datasets themselves, considerable challenges are associated with attempting to reduce the violent crime rate at the federal level. State, local, and tribal law enforcement constitutes the vast majority of the law enforcement assets in this country, with law enforcement across the federal government making up only approximately 15% of the total available resources. The Department recognizes that the overwhelming majority of violent crime reduction is a result of the actions taken by local law enforcement agencies that have ultimate responsibility for policing their cities and neighborhoods. That said, the Department’s law enforcement agencies and federal prosecutors have an important role to play in partnership with these entities, and the Department has chosen this measure as a reflection of our commitment to work together with law enforcement of all levels, along with the communities we serve, to help make every neighborhood safer.

The Department at Work

The Department has shifted its focus on the most violent criminals and bolstered its crime reduction initiatives. For example, Project Safe Neighborhoods unifies Federal, State, Local, and Tribal law enforcement officials to identify the most pressing violent crime issues in a community and develop comprehensive solutions to address them.



Strategic Objective 3.1: Combat violent crime, promote safe communities, and uphold the rights of victims of crime



Performance Measure: Stop and reverse rise in homicides [Department-wide]:

FY	2017	2018*	2019	2020
Target	N/A	-2%	-3%	-4%
Actual	5.3	N/A	N/A	N/A

*FY 2018 data is not available at this time

Discussion of FY 2018 Results: After the national homicide rate rose considerably in both FY 2015 and FY 2016 (over 21% over these two years), year-end 2017 data showed that homicide levels were finally stabilizing, if not beginning to trend downwards, as the national homicide rate decreased by 1.4% — from 5.4 per 100,000 persons in 2016 to 5.3 in 2017.

Future Plans: The Department will focus on the following efforts going forward:

- Revitalize Project Safe Neighborhoods.
- Work in partnership with state, local, and tribal law enforcement as well as local communities and other stakeholders to develop strategies to hold violent offenders accountable for their actions.

Definition: Reduction in homicide rate is measured by homicides reported to police, as reflected in the annual Uniform Crime Report published by the Federal Bureau of Investigation. Percentage decline is measured against the baseline of FY 2017 for each year.

Data Validation, Verification, and Limitations: The Department relies on data collected and maintained by the FBI through its UCR program. The FBI employs rigorous protocols for validating and verifying that the data is both accurate and uniform across the nearly 18,000 police departments that voluntarily report their crime data to the UCR. While the UCR offers the best insight into violent crime trends across the country, it is not without its limitations. These limitations include:

- There is a significant time lag between the time period being examined and when the data is actually published. Data for the first six months of a given year is generally not available until the beginning of the following year, while full year data is not published until the fall of the following year.

- UCR data is only summary data in nature. While it offers the best available look at violent crime on a national scale, it lacks the depth to give policymakers the complete picture of crime. Examples are the fact that UCR data only captures the subset of crimes that are reported to the police, and in incidents where multiple crimes occurred at the same time, only the most “serious” of offenses is recorded.

Beyond the limitations of the datasets themselves, considerable challenges are associated with attempting to reduce the homicide rate at the federal level. State, local, and tribal law enforcement constitutes the vast majority of the law enforcement assets in this country, with law enforcement across the entire federal government comprising only approximately 15% of the total available resources. The Department recognizes that the overwhelming majority of violent crime reduction, including the reduction in homicides, is a result of the actions taken by local law enforcement agencies that have ultimate responsibility for policing their cities and neighborhoods. That said, the Department’s law enforcement agencies and federal prosecutors have an important role to play in partnership with these entities, and the Department has chosen this measure as a reflection of our commitment to work together with law enforcement of all levels, along with the communities we serve, to help make every neighborhood safer.

The Department at Work

The United States Attorney General directed all United States Attorneys to focus their efforts on the most violent criminals in their jurisdictions and to use the full complement of federal law to remove them from the streets.



Strategic Objective 3.2: Disrupt and dismantle drug trafficking organizations to curb opioid and other illicit drug use in our nation



The Department will leverage the collective talent and expertise of its law enforcement components to target, investigate, and prosecute domestic and international drug traffickers and their organizations. Through the formation of prosecutor-led, multi-agency task forces, the Department will continue to mount a comprehensive, multi-level attack on drug-trafficking and money-laundering organizations that pose the greatest threat to the nation.

Performance Measure: Reduce drug overdose deaths [Department-wide]

12-month ending period	2017 Baseline	Dec 2018*	Dec 2019	Dec 2020
Target	N/A	-4%	-8%	-12%
Actual (predicted)	72,287	TBD	TBD	TBD

*FY 2018 data is not available at this time

Discussion of FY 2018 Results: The statistics for drug overdoses are reported on a calendar year basis. Provisional data for drug overdose deaths are reported six months after the date of death. Performance data represents the 12-month-ending provisional number of drug overdose deaths.

Drug abuse is both a public safety and public health challenge, leading to drug-trafficking gang violence, illicit drug abuse and death. The estimated number of drug overdose deaths reached its highest level in November 2017, at 72,287. The baseline used for this measure is 72,287. Each year, the number of deaths reported will be compared to the baseline.

Recent budget enhancements have allowed the Department to establish over 10 heroin enforcement teams in high risk opioid areas. The Department plans to continue the successful National Prescription Drug Take Back Day initiative which aims to provide a safe, convenient, and responsible means of disposing of prescription drugs.

Future Plans: To achieve a cumulative reduction of 15% by 2021, the Department will continue to work with HHS to reduce the number of overdose deaths each year. In FY 2019 the Department targets an 8% reduction, and in

FY 2020 the Department targets a 12% reduction from the baseline.

The Department will continue to disrupt and dismantle drug trafficking organizations with a special emphasis on links to the most significant organization operating around the country and the world. The Department will also support efforts to prevent accidental exposure by law enforcement to fentanyl and support efforts to provide naloxone and training to first responders.

Definition: Measuring the number of people who died in the U.S. using an algorithm estimate to account for underreporting. This number will change monthly as new reports are submitted. Provisional death counts presented are for “12-month-ending periods,” defined as the number of deaths occurring in the 12-month period ending in the month indicated. The 12-month-ending period counts include all seasons of the year and are insensitive to reporting variations by seasonality.

Data Validation, Verification, and Limitations: Provisional drug overdose death counts are based on death records received and processed by CDC’s National Center for Health Statistics (NCHS) as of a specified cutoff date. National provisional estimates include deaths occurring within the 50 states and the District of Columbia. NCHS receives the death records from state vital registration offices through the Vital Statistics Cooperative Program.

The timeliness of provisional mortality surveillance data in the National Vital Statistics System (NVSS) database varies by cause of death. The lag time (i.e., the time between when the death occurred and when the data is available for analysis) is longer for drug overdose deaths compared with other causes of death. Thus, provisional estimates of drug overdose deaths are reported six months after the date of death.

Provisional drug overdose death data is often incomplete, and the degree of completeness varies by jurisdiction and 12-month-ending period. Consequently, the numbers of drug overdose deaths are underestimated based on provisional data relative to final data and are subject to random variation. Methods to adjust provisional counts have been developed to provide predicted provisional counts of drug overdose deaths.

Provisional data is based on available records that meet certain data quality criteria at the time of analysis and may not include all deaths that occurred during a given time period. Therefore, it should not be considered comparable with final data and is subject to change.

The Department at Work

DOJ, in partnership with HHS, is working to reduce overdose deaths by an additional 4% annually.



Strategic Objective 3.2: Disrupt and dismantle drug trafficking organizations to curb opioid and other illicit drug use in our nation



Performance Measure: Reduce opioid prescriptions [DEA]:

FY	2017	2018	2019	2020
Target	N/A	N/A	27%	30%
Actual	-9.9%	-23.1%	TBD	TBD

Discussion of FY 2018 Results: DEA has been tracking the decline in the number of prescriptions dispensed for opioids since their high of 2012. Through a combination of education and outreach; effective enforcement using a broad range of criminal, civil and administrative actions; and our enhanced collaboration with our colleagues at the U.S. Department of Health and Human Services (HHS), since the end of FY 2016, the United States has observed a 23.1% decrease in the prescriptions dispensed for the most frequently encountered prescription drugs.

Future Plans: Pursuant to the President’s plan to address the opioid epidemic and in collaboration with HHS, the Department will produce an overall reduction in prescriptions by 30% by the end of FY 2020. The Department will continue to use the actual figure reported at the end of FY 2016 (205,960,137) as the baseline for this measure.

Definition: Prescription volume dispensed nationwide as reported by IQVIA’s National Prescription Audit.

Data Validation, Verification, and Limitations: National Prescription Audit (NPA), extracted February 2019. In 2019, IQVIA changed how prescription volume is being captured in the Rx offerings by moving from “dispensed to bin” to “sold to patient.” IQVIA has restated two years of history for all classes and products within the retail channel (2017–18 data). These restated statistics are reflected in the performance measure table.

DEA at Work

Through collaboration with HHS, DEA has seen a drop in prescription opioids including hydrocodone (Vicodin), oxycodone (OxyContin/Roxicodone), hydromorphone (Dilaudid), oxymorphone (Opana), morphine (MS Contin), codeine and licit fentanyl (Duragesic).



Strategic Objective 3.2: Disrupt and dismantle drug trafficking organizations to curb opioid and other illicit drug use in our nation



Performance Measure: Number of disruptions and dismantlements of Drug Trafficking Organizations (DTOs) linked to Consolidated Priority Organization Targets (CPOTs) [OCDETF]:

FY	2017*	2018	2019	2020
Target	N/A	245	255	265
Actual	N/A	290	N/A	N/A

*Previously, OCDETF provided separate targets for disruptions and dismantlements. The targets are now combined. Due to exigent circumstances surrounding the inability to report performance data for this measure in FY 2017, the Office of National Drug Control Policy (ONDCP) granted OCDETF an exception to the reporting requirement for this measure in FY 2017.

Discussion of FY 2018 Results: For FY 2018, a total of 290 CPOT-linked organizations were dismantled or disrupted – an 18% increase over the annual target. The Department dismantled 96 CPOT-linked organizations and disrupted 194 CPOT-linked organizations in FY 2018. Therefore, a total of 290 CPOT-linked organizations were dismantled or disrupted in FY 2018, an increase of 18% over the estimated target. Below are disruptions/dismantlements highlights from FY 2018:

- DTOs linked to the 8 CPOTs disrupted and dismantled in FY 2018 have generated 256 OCDETF investigations and 1,158 indictments, which have already resulted in more than 4,053 defendants charged and 2,844 convictions.
- The Department's FY 2018 successes against dismantling CPOT-linked drug-trafficking organizations have resulted in keeping multi-ton quantities of illegal drugs from ever entering the United States.
- DTOs linked to the FY 2018 disrupted and dismantled CPOT targets have led to over \$233 million in seizures, more than \$265 million in forfeitures, and over \$277 million in money judgments.

Future Plans: The Departmental targets for disrupted and/or dismantled CPOT-linked investigations are 255 for FY 2019 and 265 for FY 2020.

In FY 2017, the DEA implemented a new drug control strategy called the Threat Enforcement Planning Process (TEPP). As a result of implementing TEPP, DEA adjusted its (PTO) performance goals for FY 2018 and FY 2019. The resultant changes to DEA's PTO targets had a direct impact on the FY 2018 and 2019 targets for this measure, which were higher in the previous years.

DOJ at Work In addition to making important gains against CPOT-linked organizations in FY 2018, OCDETF agencies continued to achieve significant successes against the CPOTs themselves. Over the course of the last year, five CPOTs were disrupted and three CPOTs were dismantled. Furthermore, six of these CPOTs were arrested, and two were extradited to the United States.

Definition: An organization is considered linked to a CPOT if credible evidence exists of a nexus between the primary investigative target and a CPOT target, verified associate, or component of the CPOT organization. A credible link to a CPOT indicates the primary investigative target, if not a CPOT, is not more than six degrees away from the CPOT. This allows investigations to focus on the highest levels of Transnational Criminal Organizations (TCO) leadership with the ability to impact and investigate the CPOTs themselves. Disruption means impeding the normal and effective operation of the targeted organization, as indicated by changes in the organizational leadership and/or changes in methods of operation, for example, financing, trafficking patterns, communications, or drug production. Dismantlement means destroying the organization's leadership, financial base, and supply network such that the organization is incapable of reconstituting itself.

Data Validation, Verification, and Limitations: The CPOT list is updated semiannually. Each OCDETF agency has an opportunity to nominate targets for addition to or deletion from the list. Nominations are considered by the CPOT Working Group (comprising mid-level managers from the participating agencies). Based upon the working group's recommendations, the OCDETF Operations Chiefs decide which targets will be added to or deleted from the CPOT list. Once a CPOT is added to the list, OCDETF investigations can be linked to that CPOT. OCDETF field managers review and confirm the OCDETF links by using the OCDETF Fusion Center, agency databases, and intelligence information. Field recommendations are reviewed by the OCDETF Executive Office. In instances where a link is not fully substantiated, the sponsoring agency is given the opportunity to follow up. Ultimately, the OCDETF Executive Office "un-links" any investigation for which sufficient justification has not been provided. When evaluating disruptions/dismantlements of CPOT-linked organizations, OCDETF verifies reported information with the investigating agency's headquarters.

Investigations of CPOT-level targets and the TCOs they lead are complex and time-consuming, and the impact of disrupting/dismantling such a network may not be immediately apparent. In fact, data may significantly lag behind enforcement activity. For example, a CPOT-linked organization may be disrupted in one fiscal year and subsequently dismantled in a later year when law enforcement permanently destroys the organization's ability to operate.

Strategic Objective 3.2: Disrupt and dismantle drug trafficking organizations to curb opioid and other illicit drug use in our nation



Performance Measure: Number of disruptions and dismantlements of Priority Target Organizations (PTOs) not linked to CPOTs [DEA]:

FY	2017*	2018	2019	2020
Target	1,952	1,475	1,500	1,533
Actual	1,580	1,384	N/A	N/A

Discussion of FY 2018 Results: For FY 2018, DEA achieved 1,384, or 94%, of the annual target for the number of disruptions and dismantlements of PTOs not linked to CPOTs. The DEA's PTO performance in FY 2018 has been impacted* by a declining number of Special Agents on board. The number of Special Agents on board in FY 2014 and FY 2017 was 4,890 and 4,493, respectively, a net decrease of 397, or 8.1%. There was also a significant decline in the number of PTO investigations opened over the past few years.

Future Plans: DEA will continue to prioritize its efforts to disrupt and dismantle PTOs, whether or not linked to CPOTs, despite decreasing resources:

- The FY 2019 target for the number of PTOs not linked to CPOTs disrupted and dismantled is 1,500. This is an increase of 1.7% above the FY 2018 target of 1,475 and an increase of 8% above the FY 2017 actual of 1,384.

Threat Enforcement Planning Process: DEA leadership has amended TEPP's implementation schedule to a more prudent timeline of exploratory deployments prioritized by specific threats and anticipated, community-based outcomes that will challenge TEPP's feasibility and long-term sustainability while accommodating its innovation with less risk to performance. It is anticipated that TEPP's amended deployment schedule will greatly enhance performance without jeopardizing the quality of PTO investigations given the already stringent review and validation criteria to which PTOs are already held to account.

Definition: Disruption means impeding the normal and effective operation of the targeted organization, as indicated by changes in organizational leadership and/or changes in methods of operation, including, for example, financing, trafficking patterns, communications, or drug production. Dismantlement means destroying the organization's leadership, financial base, and supply network such that the organization is incapable of operating and/or reconstituting itself.

Data Validation, Verification, and Limitations: Priority Target Activity Resource and Reporting System (PTARRS) provides a means of electronically validating and verifying PTO data through the following approval chain:

Through DEA's PTARRS, Special Agents (SAs) or Diversion Investigators (DIs) begin the process by creating and proposing a PTO. The Group Supervisor, Associate Special Agent in Charge and Special Agent in Charge (SAC) review the PTO and provide case assessment through a hierarchical approval process for or against the nomination of the PTO. Once approved and nominated by the SAC, PTARRS generates and saves a unique identification number for the nominated PTO.

At Headquarters, PTOs nominated by the SAC are assigned to the appropriate section within the DEA's Office of Enforcement (OE). Once assigned, the corresponding OE Staff Coordinator validates all information reported on the PTO nomination. The validation process includes a review of the PTO nomination for completeness, compliance with established criteria, and confirmation of all related case linkages, including links to CPOTs. Staff Coordinators coordinate with the DEA's Special Operations Division and Intelligence Division to confirm that available facts exist to support all case linkages. In the unlikely event the documentation submitted is insufficient to validate the reported link(s), the Staff Coordinator will work with the submitting GS to obtain the required information.

All statistics are limited by a lack of a relational link between case files and enforcement outputs (e.g., arrest, seizure, and work hour data). The link is inferred through data manipulation, but some areas are prone to error until all data systems are linked in a relational manner, and errors are prevented through data validation and referential integrity.

*The number of Special Agents on board excludes new hires enrolled in Basic Agent Training (BAT).

Strategic Objective 3.2: Disrupt and dismantle drug trafficking organizations to curb opioid and other illicit drug use in our nation



Performance Measure: Number of scheduled diversion investigations completed [DEA]:

FY	2017	2018	2019	2020
Target	3,800	2,775	1,441	1,357
Actual	2,684	2,414	N/A	N/A

Discussion of FY 2018 Results: For FY 2018, the DEA achieved 2,414, or 87%, of the FY 2018 target (2,775) for number of scheduled diversion investigations. Although the DEA's Diversion Control Division (DCD) anticipated meeting the FY 2018 target, at times higher-priority investigations involving criminal and regulatory violators took precedence over scheduled investigations. In response to the opioid epidemic and decline in Diversion Investigator Agent FTEs, the Diversion Control Division changed its scheduled work plan to better align and maximize its investigative resources, which adjusted the frequency/cycle for DATA-waived practitioners/narcotic treatment practitioners from 5 years to 15 years.

Future Plans: DEA will continue to enable operational flexibility that at times subordinate the execution of planned scheduled investigation workload in lieu of exigent, higher-priority investigations involving criminal and regulatory violators. Moving forward, in the event that there are any additional modifications to the work plan regarding scheduled investigations, Diversion may adjust future targets.

In light of these successive adjustments in policy, the Diversion Control Division established moderate, yet increasing, targets for the ensuing fiscal years as follows: FY 2019 (1,441) and FY 2020 (1,357). The FY 2019 target reflects nearly a 4% increase over the 2,684 scheduled diversion investigations completed in FY 2017.

The DEA's FY 2019 and FY 2020 targets are consistent with an increased emphasis on preventing and targeting the diversion of opioid-related drugs through the 360 Initiative. This effort aligns with the President's Executive Orders and the Department's FY 2018–22 Strategic Plan by addressing evolving threats related to controlled substances. The DEA expects to meet or exceed its targets in FY 2019 and FY 2020 through sustained efforts that capitalize on a cyclical schedule of inspections and audits as well as follow-up and targeted pursuits that are based on investigative leads

Definition: Scheduled investigations serve as a deterrent to diversion through the continuous evaluation of registrants' record-keeping procedures, security, and general adherence to the Controlled Substances Act (CSA). Registrants that fall under a scheduled investigation are controlled substance importers, exporters, manufacturers, distributors, reverse distributors, narcotic treatment programs, pharmacies, researchers and listed chemical manufacturers, distributors, importers and exporters.

Data Validation, Verification, and Limitations: The Diversion Investigator and the field office Group Supervisor (GS) are tasked with timely and accurate reporting as the registrant's investigative status change occurs. Both the GS and the Diversion Program Manager (DPM) have the ability to view the report of ongoing and completed regulatory investigation actions for their office/division at any time during the quarter or at the quarter's end, since the actions are in real time.

The content of the quarterly reports is restricted to regulatory investigative action on controlled substance/chemical registrants and makes no mention of budgetary information. Timeliness is not considered a limitation since the data is collected as the change in the status of the investigation occurs.

DEA at Work The mission of the DEA's Diversion Control Division is to prevent, detect, and investigate the diversion of controlled pharmaceuticals and listed chemicals from legitimate sources while ensuring an adequate and uninterrupted supply for legitimate medical, commercial, and scientific needs..

Strategic Objective 3.2: Disrupt and dismantle drug trafficking organizations to curb opioid and other illicit drug use in our nation



Performance Measure: Number of CPOT-linked investigations with one or more defendants convicted [Organized Crime Drug Enforcement Task Forces (OCDETF)]:

FY	2017	2018	2019	2020
Target	N/A	344	314	320
Actual	N/A	320	N/A	N/A

Discussion of FY 2018 Results: This is a new measure for the Department. OCDETF's initial target estimate was 344 in FY 2018. OCDETF reached over 90% of its annual target, with 320 CPOT-linked investigations and at least 1 defendant convicted in FY 2018.

Future Plans: The annual targets for the OCDETF Program's performance measures are determined by examining current year and prior year actuals. Going forward, OCDETF plans to:

- Determine connections among related investigations in order to identify and dismantle the entire structure of drug-trafficking organizations, from international supply and national transportation cells to regional and local distribution networks.
- Coordinate efforts to disrupt the traffickers' financial dealings and to dismantle the financial infrastructure that supports these organizations.

Target the most prolific international drug-trafficking and money-laundering organizations.

Definition: An organization is considered linked to a CPOT if credible evidence exists of a nexus between the primary investigative target and a CPOT target, verified associate, or component of the CPOT organization. A credible link to a CPOT indicates the primary investigative target, if not a CPOT, is not more than six degrees away from the CPOT. This focuses investigations on the highest levels of organization leadership with the ability to impact and investigate the CPOTs themselves.

OCDETF field managers review and confirm the links using the OCDETF Fusion Center, agency databases, and intelligence information. Field recommendations are reviewed by the OCDETF Executive Office. In instances where a link is not fully substantiated, the sponsoring agency is given the opportunity to follow-up. Ultimately, the OCDETF Executive Office "un-links" any investigation for which sufficient justification has not been provided.

A conviction occurs when a defendant charged in an OCDETF investigation is found guilty by plea, by the verdict of a jury, or by the decision of a judge in a court of law.

Data Validation, Verification, and Limitations: Data for this measure is maintained within the OCDETF Management Information System. The intended result is to increase the overall sum of CPOT-linked investigations with one or more defendants convicted each fiscal year. Data for this measure is obtained through required reporting forms that must be submitted throughout the year. These forms are prepared and reviewed by all involved agencies, districts, regions, investigatory, prosecutorial and data analyst personnel.

OCDETF at Work

OCDETF has achieved impressive results: Over the course of 313 investigations, there were 2,392 indictments, 8,207 defendants charged, and 6,049 convictions. CPOT-linked investigations with one or more conviction during FY 2018 have led to over \$341 million in seizures, nearly \$286 million in forfeitures, and more than \$386 million in judgments.

Section II - Performance Information by Strategic Goal/Objective

Strategic Goal 4: Promote Rule of Law, Integrity, and Good Government

The solemn duty of the Department of Justice is to uphold the Constitution and laws of the United States so that all Americans can live in peace and security. As the chief law enforcement agency of the United States government, the Department of Justice's most fundamental mission is to protect people by enforcing the rule of law.

Strategic Objective 4.1: Uphold the rule of law and integrity in the proper administration of justice



In the pursuit of the fostering of integrity, the Department will internally and externally set the conditions for the predictable, reliable, and fair application of the law

Performance Measure: Percentage of illicit market defendants whose cases were favorably resolved [CRM, USAO]:

FY	2017	2018	2019	2020
Target	N/A	85%	85%	85%
Actual	N/A	92%	N/A	N/A

*The actual figure reflects USA and CRM's results for FY 2018.

Discussion of FY 2018 Results: For FY 2018, the Department handled 23,505 illicit market defendant cases. Of those cases, 92% were successfully resolved. The following highlights a favorably resolved illicit market case:

Bulletin Board on Tor: Two administrators of a child pornography bulletin board were sentenced to life in prison following guilty pleas. Operating on Tor, this bulletin board had approximately 70,000 registered users. The Child Exploitation and Obscenity Section (CEOS) and Homeland Security Investigations (HSI) identified hundreds of individuals who downloaded child exploitation materials advertised on the website, and of those identified, at least 248 domestic leads have been disseminated, 117 search warrants have been executed, and 17 victims have been identified to date. In addition, a third defendant pleaded guilty and was sentenced to 60 years imprisonment. A fourth defendant was also charged. In additional child exploitation charges, all four have pleaded guilty. A fifth defendant was sentenced to 60 years in prison. Four of these defendants were sexually abusing children aged four and under.

CRM and USAO at Work

United States v. Dawson, et al: In November 2017, Erskine Dawson was sentenced to 36 years in prison for leading a drug-trafficking conspiracy that resulted in more than a dozen overdoses and multiple deaths. Dawson and his suppliers, Rashad Clark and Kenneth Stuart, knew of multiple individuals' overdoses and deaths from their potent heroin and fentanyl, yet continued to sell it anyway. In April 2018, the district court sentenced Clark to 37 years and Stuart to life in prison.

Future Plans: Strategies CRM and USAOs will pursue include but are not limited to:

- Evaluating each case on its individual merits consistent with the Department's prosecution guidelines.
- Cases accepted for federal prosecution will be thoroughly reviewed prior to indictment to confirm that there is sufficient evidence to support a criminal conviction.
- All relevant evidence will be carefully assessed by federal prosecutors.
- Any potential evidentiary issues will be analyzed to affirm that each criminal prosecution supports the Department's efforts to disrupt and deter crimes facilitated through these illicit markets.

Definition: Defendants whose cases were favorably resolved include those whose cases resulted in court judgments favorable to the government, as well as settlements. Only defendants in illicit market cases are included.

Data Validation, Verification, and Limitations: USAOs routinely examine current and historical data sets, as well as look toward the future for trends so the data is as accurate and reliable as possible and targets are ambitious enough given the resources provided. USAOs also maintain the accuracy and integrity of the statistical data maintained in the Legal Information Online Network System, which contains information on matters, cases, and appeals handled by the USAOs, and the companion USA-5 reporting system, which tracks how USAO personnel spend their time. The data is reviewed by knowledgeable personnel; attorneys and support personnel are responsible for following local procedures to maintain the integrity of the data in the system. CRM captures all litigation data in its case management systems: Automated Case Tracking System (ACTS) and Docket. Data in both ACTS and Docket is validated quarterly by the Section Chief in each of the litigating sections.

Strategic Objective 4.1: Uphold the rule of law and integrity in the proper administration of justice



Performance Measure: Percentage of the Office of Professional Responsibilities (OPR) inquiries resolved within one year, and investigations within two years:

FY	2017	2018	2019	2020
Target	N/A	50%/50%	50%/50%	50%/50%
Actual	N/A	89%/100%	N/A	N/A

Discussion of FY 2018 Results. OPR is reporting on a new performance measure, titled “Timely resolution of inquiries and investigations conducted by OPR.” During FY 2018, OPR had resolved 89% of its inquiries within one year and 100% of its investigations within two years. These results were achieved through regular reviews of the statuses of OPR’s cases, as well as ongoing management oversight of the reports of investigation and inquiry-closing memoranda. The Department’s Professional Misconduct Review Unit (PMRU) upheld OPR’s findings in 90% of the cases where professional misconduct was identified and recommended appropriate disciplinary actions for the subject attorney. As a result of OPR’s efforts, Department attorneys and agents were exonerated in appropriate cases and held accountable in instances where their conduct fell below the high professional standards expected of them.

Future Plans: Strategies OPR will pursue in this area include but are not limited to:

- Continuing to review professional misconduct allegations against Department attorneys, immigration judges, and law enforcement personnel that relate to allegations of attorney misconduct within the jurisdiction of OPR.
- Carefully analyzing the allegations, accurately identifying the factual and legal issues to be resolved, and appropriately resolving the allegations in a timely manner.
- Timely notification to the subject attorney, the United States attorney or component head, as well as the Department leadership of the results.
- Preparing and make publicly available an annual report that will include statistical information on OPR’s activities and summaries of investigations completed during the fiscal year.
- Working collaboratively with PRAO and the Department Ethics Office to identify appropriate training for Department attorneys, provide training through the Office of Legal Education, and recommend policy changes and other corrective actions to Department leadership.

Definition: OPR investigates allegations of professional misconduct against Department attorneys that relate to the exercise of their authority to investigate, litigate, or provide legal advice. *Professional misconduct* is generally defined as an intentional violation of a clear and unambiguous obligation or standard imposed by law, applicable rule of professional conduct, or Department regulation or policy, or the reckless disregard of an obligation to comply with that obligation or standard. OPR will initiate an inquiry when it needs more information to resolve a matter, which may include pleadings, transcripts, or requesting additional written responses from the complainant or subject. In cases that are not resolved during the inquiry stage, and in all cases in which OPR believes misconduct may have occurred, OPR conducts a full investigation, including a review of the case files and interviews of witnesses and the subject attorney(s).

Data Validation, Verification, and Limitations: OPR maintains data in its case management system on the opening, conversion, and closure of the matters that are received. OPR’s analysts routinely update the system and review the accuracy of the information that is stored. OPR compiles its inquiries and investigations data to provide Department leadership with quarterly reports as well as to respond to data inquiries. On an annual basis, OPR releases statistical information about its investigations and inquiries along with a summary of the cases reviewed to the public. The information provided in OPR’s annual report reinforces the Department’s commitment to ensuring that the attorney and law enforcement workforce are professional, well managed, and adhere to the highest ethical standards.

OPR at Work

FY 2018 OPR exceeded its performance measure targets by making significant progress in the timely processing of its investigations and inquiries.

Objective 4.2: Defend First Amendment rights to exercise religion and free speech



The Department will vigorously enforce and advocate for constitutional and statutory protections of First Amendment freedoms against all persons and entities — including state and local government agencies — who would intrude upon those rights. In particular, the Department will reasonably accommodate religious observance and practice in all government activity, including employment, contracting, and programming.

Performance Measure: Increase the number of statements of interest involving First Amendment or religious liberty [CRT]:

FY	2017	2018	2019	2020
Target	N/A	N/A	10%	10%
Actual	N/A	N/A	N/A	N/A

Future Plans: This is a new performance measure, one of two that addresses First Amendment rights in the exercise of free speech and freedom to worship. The goal is to increase the number of statements of interest involving First Amendment or religious liberty by 10% each year. The Department’s Civil Rights Division (CRT) will begin reporting on this measure in FY 2019. CRT will evaluate this performance measure and the target during FY 2019 to determine whether adjustments to the measure or the target are warranted.

Definition: This performance measure is based upon a count of various types of statements of interest supporting plaintiffs seeking to defend their First Amendment rights to free speech or freedom of worship.

Data Validation, Verification, and Limitations: The Division has filed a number of statements of interest in First Amendment cases. The data validation is simply a count of those statements. There are no issues regarding validation and verification and no limitations on compiling the information.

Performance Measure: Increase the number of Religious Land Use and Institutionalized Persons Act (RLUIPA) matters opened [CRT]:

FY	2017	2018	2019	2020
Target	N/A	N/A	10%	10%
Actual	N/A	N/A	N/A	N/A

Future Plans: This is a new performance measure to address First Amendment rights in the exercise of free speech and freedom to worship. The goal is to increase the number of RLUIPA matters by 10% each year. The Department’s Civil Rights Division (CRT) will begin reporting on this measure in FY 2019. CRT will evaluate this performance measure and the target during FY 2019 to determine whether adjustments to the measure or the target are warranted.

Definition: This performance measure is based upon a count of matters opened by CRT involving land use provisions under RLUIPA. These provisions protect individuals, houses of worship, and other religious institutions from discrimination in zoning and land-marking laws.

Data Validation, Verification, and Limitations: CRT has filed a number of lawsuits and initiated a number of investigations under RLUIPA. The data validation is simply a count of those matters opened. Matters are recorded in CRT’s internal case management application. There are no issues regarding validation and verification and no limitations on compiling the information.

Strategic Objective 4.3: Pursue regulatory reform



In promulgating regulations, the Department is committed to abiding by constitutional principles and following the rules imposed by Congress and the President. The Department is also committed to considering the effects of rulemaking, including the burdens that regulations may impose on the public.

Performance Measure: Ratio of deregulatory actions to regulatory actions [OLP]:

FY	2017	2018	2019	2020
Target	N/A	2:1	2:1	2:1
Actual	N/A	5:0	N/A	N/A

Discussion of FY 2018 Results: The Department achieved five deregulatory actions in FY 2018 and did not promulgate any regulatory actions that were subject to EO 13771.

Future Plans: Unless prohibited by law, the DOJ will issue two deregulatory actions for every regulatory action. The Department anticipates satisfying this metric for regulatory and deregulatory actions to be taken during FY 2019.

Definition: A regulatory action is an action that prohibits or requires certain conduct by an individual or entity subject to the action. A deregulatory action is an action that removes or repeals certain prohibitions or requirements placed on an individual or entity.

Data Validation, Verification, and Limitations: The DOJ will track regulatory and deregulatory actions as well as use the above definitions to classify any particular action as regulatory or deregulatory.

Performance Measure: Cost of regulations per fiscal year is below OMB cost cap [OLP]:

FY	2017	2018	2019	2020
Target	N/A	(\$2.000m)	\$0.00	TBD
Actual	N/A	(\$4.798m)	N/A	N/A

Discussion of FY 2018 Results: In FY 2018, the Department of Justice (DOJ) achieved annualized cost reductions of \$4.798 million, which exceeded OMB's negative cost cap of \$2 million for FY 2018, with the net cost reductions in excess of the cap (i.e., \$2.798) being carried forward into FY 2019.

Future Plans: The DOJ will take action to confirm that the cost of its regulatory actions in each fiscal year is less than the OMB cost cap allocated to the Department for that fiscal year. The Department anticipates satisfying this metric for regulatory and deregulatory actions to be taken during FY 2019.

Definition: A *regulatory action* is an action that prohibits or requires certain conduct by an individual or entity subject to the action.

Data Validation, Verification, and Limitations: The DOJ will track regulatory actions and the proposed costs of those regulatory actions. The proposed cost of any regulatory action is just that — a proposal. It is possible that the proposed cost of a regulatory action will not be equal to the actual cost of that regulatory action.

Objective 4.4: Achieve management excellence



The Department will achieve management excellence across all functions and mission-specific operations by verifying ethical conduct, developing its workforce, producing accurate and transparent information, and deploying innovative technology. The Department will employ effective, efficient, strategically aligned business processes that establish transparency and the highest level of stewardship of the federal fisc.

Performance Measure: Ethics training for DOJ employees conducted by the Departmental Ethics Office (DEO) and the timely review of financial disclosures [JMD]:

FY	2017	2018	2019	2020
Target	N/A	100%	100%	100%
Actual	100%	95%	N/A	N/A

Discussion of FY 2018 Results: The Department was able to offer ethics training to every employee required to complete the training in FY 2018, under the Office of Government Ethics Regulations. However, due to an administrative oversight error, some financial disclosure reports were not given timely initial review, or there was no documentation that the reports were given timely initial review.

Future Plans: DEO will continue to provide all training required by Office of Government Ethics (OGE) and will review all financial disclosure reports timely.

Definition: OGE requires new entrant and annual training for federal employees and submission and review of financial disclosure reports, in accordance with each employee's position. DEO is responsible for providing these services to appropriate JMD employees and senior management offices.

Data Validation, Verification, and Limitations: DEO maintains records of employees' completion of training requirements via sign-in sheets at in-person training and employee certifications of online training and of the dates of employees' submission and DEO review of assigned financial disclosure reports.

Performance Measure: Time to hire (measured in calendar days*) for mission-critical occupations (MCOs) [JMD]:

FY	2017	2018	2019	2020
Target	N/A	167 days	205	201
Actual	N/A	209 days	N/A	N/A

*The target type has been changed from percentage to actual number of days.

Discussion of FY 2018 Results: In FY 2018, the Department of Justice sought to decrease its average time to hire for MCOs by 2%, or 3 days. The average time hire for MCOs this year was 209 days – 41 days over the target. The uptick in the number of days to hire is due to a backlog of investigations, coupled with the fact that background investigations for certain positions at the Department may take up to a year or more to complete.

The initial baseline used for this measure was 170 days. However, after further analysis were conducted by the Human Resource/Administration (HRA), the Department decided to re-baseline to establish reasonable targets for the next few years.

Future Plans: At the end of FY 2018, 30 of the 40 DOJ components had migrated to EmpowHR, a human capital management system that supports all critical elements of the human resource function in a single enterprise system. JMD expects the system to help reduce the time-to-hire process and allow the Department to meet its FY 2019 and FY 2020 targets:

- Several of the law enforcement components, including FBI, have not yet migrated to EmpowHR. HRA is confident that the overall Department's time to hire will go down once many of these components migrate.
- The DEA is planning to expedite its hiring procedures in FY 2019 to hire more Special Agents. This process will likely reduce their average time to hire in FY 2019, as well as the Department's overall time.

Definition: Time to hire is measured from the time the need is validated by the hiring manager to the time of entry on duty.

Data Validation, Verification, and Limitations: JMD sends quarterly data calls to DOJ components requesting time-to-hire data for the Department's MCO. There is currently no automated tool to compile this data, so the Department is dependent on its components to provide the data.

JMD has no independent mechanism to validate the data submitted by components. The average time to hire is computed by calculating the total number of days to hire for all the MCOs in DOJ components during the fiscal year and dividing that amount by the total number of MCO hires in DOJ components during the fiscal year.

DOJ at Work

Migration to EmpowHR will streamline and automate the manual, paper SF-52 process with Manager Self-Service and workflow automation.

Objective 4.4: Achieve management excellence



Performance Measure: Percentage of unmodified audit opinions achieved [JMD]:

FY	2017	2018	2019	2020
Target	N/A	100%	100%	100%
Actual	N/A	100%	N/A	N/A

Discussion of Results: In December 2018, JMD Finance had the audit closeout with the DOJ Office of Inspector General (OIG)/KPMG to discuss the Department's unmodified opinion for the fiscal year.

Future Plans: JMD will continue its operational and oversight activities to confirm the accuracy and completeness of the Department's financial statements and underlying financial data and, therefore, expects to meet FY 2019 and FY 2020 targets of an unmodified audit opinion at the consolidated Department level.

Definition: An unmodified audit opinion is the opinion of an independent auditor that the financial statements of the Department are presented fairly, in all material respects, in accordance with U.S. Generally Accepted Accounting Principles (GAAP).

Data Validation, Verification, and Limitations: The DOJ OIG audits the Department's financial statements on an annual basis. As part of the annual APR, the OIG publishes the Department's audit opinion.

DOJ at Work

For FY 2018, the Department achieved an unmodified audit opinion.

Performance Measure: Number of DOJ systems moved to the cloud [JMD]

FY	2017	2018	2019	2020
Target	N/A	12	2	3
Actual	N/A	14*	N/A	N/A

*The Department initially reported 129 systems moved to the cloud in FY 2018. The Department actually moved 14 systems.

Discussion of FY 2018 Performance Results: The cloud environment allows for faster implementation, streamlined procurement processes, opportunities for improved performance, automation and other efficiencies to yield reduced total cost of ownership. DOJ components and divisions made significant progress in moving systems to the cloud in FY 2018, exceeding its annual target of 12. This is a new performance measure for the Department of Justice.

Future Plans: The OCIO will continue its coordinated operational adoption of Department-wide cloud hosting and optimization. OCIO expects the availability of AWS GovCloud East and GSA's Enterprise Infrastructure Solutions (EIS) procurement option will greatly influence and accelerate DOJ's adoption of public cloud resources. Appropriately leveraging emerging cloud technology throughout the Department will enable components to focus their time and resources on unique mission-critical activities.

The OCIO within JMD is targeting the following migration milestones to the cloud:

- In FY 2019, migrating the Office of the Inspector General systems out of its New York Avenue Data Center.
- In FY 2019, migrating Asset Forfeiture Management systems from a closing data center.
- In FY 2020, migrating three additional systems to cloud platforms.

Definition: A DOJ system is defined as a FISMA Authorization Boundary, which includes all components of an information system to be authorized for operation by an authorizing official and excludes separately authorized systems to which the information system is connected.

Data Validation, Verification, and Limitations: The OCIO will monitor Department cloud migration efforts through a quarterly data collection process and track progress toward achievement of the annual performance targets. Data is validated and verified manually.

DOJ at Work

Keys to successfully migrating to the cloud included the closure the Rockville Data Center ahead of schedule and moving to an enterprise-wide Microsoft Office 365 cloud platform that is hosted in the Government Community Cloud High environment.





Acronyms



A		COPS Office of Community Oriented Policing Services	
ACTS	Automated Case Tracking System	CPOT	Consolidated Priority Organization Target
APP	Annual Performance Plan	CRM	Criminal Division
APR	Annual Performance Report	CRS	Community Relations Service
ATF	Bureau of Alcohol, Tobacco, Firearms and Explosives	CRT	Civil Rights Division
ATR	Antitrust Division	CT	Counterterrorism
B		D	
BATS	Bomb and Arson Tracking System	DEA	Drug Enforcement Administration
BIA	Board of Immigration Appeals	DEO	Departmental Ethics Office
BOP	Bureau of Prisons	DTO	Drug Trafficking Organization
C		DHS	Department of Homeland Security
CASE	Case Access System for EOIR (Executive Office for Immigration Review)	DOJ	Department of Justice
CFO	Chief Financial Officer	E	
CI	Counterintelligence	ENRD	Environment and Natural Resources Division
CIV	Civil Division	EOIR	Executive Office for Immigration Review
CIV-OIL	Civil Division - Office of Immigration Litigation	ERM	Enterprise Risk Management

Acronyms



F

FASAB Federal Accounting Standards Advisory Board

FBI Federal Bureau of Investigation

FBWT Fund Balance with U.S. Treasury

FCSC Foreign Claims Settlement Commission

FPI Federal Prison Industries, Inc.

FTE Full-Time Equivalent

FY Fiscal Year

GPRA Modernization Act Government Performance and Results Modernization Act of 2010

H

HRA Human Resources/Administration

I

IC Intelligence Community

ICITAP International Criminal Investigative Training Assistance Program

IHP Institutional Hearing Program

INA Immigration and Nationality Act

INTERPOL International Criminal Police Organization

M

MAR Monthly Administrative Report

J

JMD Justice Management Division

N

N/A Not Applicable

NCIC National Crime Information Center

NIBIN National Integrated Ballistic Information Network

NICS National Instant Criminal Background Check System

NSD National Security Division

Acronyms



O

OBDs Offices, Boards and Divisions

OCDETF Organized Crime Drug Enforcement Task Forces

OCIO Office of the Chief Information Officer

OIG Office of the Inspector General

OJP Office of Justice Programs

OJJDP Office of Juvenile Justice and Delinquency Prevention

OMB Office of Management and Budget

OPA Office of the Pardon Attorney

OSG Office of the Solicitor General

OTJ Office of Tribal Justice

OVW Office on Violence Against Women

P

PIO Performance Improvement Officer

PTO Priority Target Organization

R

RDAP Residential Drug Abuse Program

S

SG Strategic Goal

SOR Strategic Objective Review

T

TAX Tax Division

TNLC Tribal Nations Leadership Council

U

USA United States Attorney(s)

USAO United States Attorneys' Office(s)

USC United States Code

USMS United States Marshals Service

UST United States Trustee

V

VCF Victims Compensation Fund

Department Component Websites



Component	Website
American Indian and Alaska Native Affairs Desk (OJP)	www.ojp.gov/programs/aiana.htm
Antitrust Division	www.justice.gov/atr
Bureau of Alcohol, Tobacco, Firearms and Explosives	www.atf.gov
Bureau of Justice Assistance (BJA)	www.bja.gov
Bureau of Justice Statistics (BJS)	www.bjs.gov
Civil Division	www.justice.gov/civil
Civil Rights Division	www.justice.gov/crt
Community Oriented Policing Services - COPS	www.cops.usdoj.gov
Community Relations Service	www.justice.gov/crs
Criminal Division	www.justice.gov/criminal
Diversion Control Program	www.deadiversion.usdoj.gov/
Drug Enforcement Administration	www.dea.gov
Environment and Natural Resources Division	www.justice.gov/enrd
Executive Office for Immigration Review	www.justice.gov/eoir
Executive Office for U.S. Attorneys	www.justice.gov/usao/eousa
Executive Office for U.S. Trustees	www.justice.gov/ust
Federal Bureau of Investigation	www.fbi.gov
Federal Bureau of Prisons	www.bop.gov
Foreign Claims Settlement Commission of the United States	www.justice.gov/fcsc
INTERPOL Washington	www.justice.gov/interpol-washington
Justice Management Division	www.justice.gov/jmd

Department Component Websites



National Criminal Justice Reference Service (NCJRS)	www.ncjrs.gov
National Institute of Corrections	www.nicic.gov
National Security Division	www.justice.gov/nsd
Office of the Associate Attorney General	www.justice.gov/asg
Office of the Attorney General	www.justice.gov/ag
Office of the Deputy Attorney General	www.justice.gov/dag
Office of Information Policy	www.justice.gov/oip
Office of the Inspector General	www.justice.gov/oig
Office of Justice Programs	www.ojp.gov
Office of Juvenile Justice and Delinquency Prevention (OJJDP)	www.ojjdp.gov
Office of Legal Counsel	www.justice.gov/olc
Office of Legal Policy	www.justice.gov/olp
Office of Legislative Affairs	www.justice.gov/ola
Office of the Pardon Attorney	www.justice.gov/pardon
Office of Professional Responsibility	www.justice.gov/opr
Office of Public Affairs	www.justice.gov/opa
Office of the Solicitor General	www.justice.gov/osg
Office of Tribal Justice	www.justice.gov/otj
Office for Victims of Crime (OVC)	www.ojp.gov/ovc/
Office of Violence Against Women (OVW)	www.justice.gov/ovw
Tax Division	www.justice.gov/tax
U.S. Attorneys	www.justice.gov/usao
U.S. Marshals Service	www.usmarshals.gov
U.S. Parole Commission	www.justice.gov/uspc

